



Oakstead Community Development District

April 16, 2026

Revised Agenda Package

2005 PAN AM CIRCLE, SUITE 300
TAMPA, FL 33706

CLEAR PARTNERSHIPS



COLLABORATION



LEADERSHIP



EXCELLENCE



ACCOUNTABILITY



RESPECT

OAKSTEAD COMMUNITY DEVELOPMENT DISTRICT

Board of Supervisors:

Fred Krauer, Chairman
Barbara Feldman, Vice Chair
Joe Cascio, Assistant Secretary
Dennis Priebe, Assistant Secretary

Staff:

Mark Vega, District Manager
Kathryn "KC" Hopkinson, District Counsel
Stephen Brletic, District Engineer
Lynn Tempura, Park & Clubhouse Director
Luis Diaz, Field Manager
Sandra MacGregor, District Accountant
Tabitha Blackwelder, District Admin
Howard Neal, Field Inspection Director

REVISED REGULAR MEETING AGENDA

Thursday, April 16, 2026 – 12:00 p.m.

Zoom Call information:

Meeting ID: 958 231 2252

Passcode: 129733 Phone # 305-224-1968

- 1. Call to Order and Roll Call**
- 2. Pledge of Allegiance**
- 3. Audience Comments – Three (3) Minute Time Limit**
- 4. Business Administration**
 - A. Consideration of Minutes from the Meeting held March 19, 2026 Page 3
 - B. Acceptance of February 2026 Financial Statements..... Page 8
 - C. Acceptance of February 2026 Check Register..... Page 37
 - D. Acceptance of February 2026 Expenditures Page 43
- 5. Staff Reports**
 - A. District Accountant
 - B. District Engineer
 - C. District Counsel
 - D. District Manager
 - i. Discussion of FY2027 Budget..... Page 44
 - ii. Consideration of Resolution 2026-09; Setting Public Hearing
Regarding Adopting a Key Fob Fee..... Page 67
 - iii. Consideration of ICS Program Page 69
 - E. Onsite Manager
- 6. Supervisor Requests**
- 7. Adjournment**

*The next workshop is scheduled for Tuesday, May 5, 2026, at 10:00 a.m.
The next regular Board meeting is scheduled for Wednesday, May 27, 2026, at 6:30 p.m.*

District Office:

Inframark c/o Oakstead CDD
2005 Pan Am Circle, Suite 300
Tampa, FL 33607

<https://www.oaksteadcdd.org/>

Meeting Location

Oakstead Clubhouse
3038 Oakstead Boulevard
Land O' Lakes, FL 34638

**MINUTES OF MEETING
OAKSTEAD
COMMUNITY DEVELOPMENT DISTRICT**

1 The regular meeting of the Board of Supervisors of the Oakstead Community Development
2 District was held Thursday, March 19, 2026, at 12:00 p.m. at the Oakstead Clubhouse, located at
3 3038 Oakstead Boulevard, Land O' Lakes, Florida 34638.

4
5 Present and constituting a quorum were:

6	Fred Krauer	Chairman
7	Barbara Feldman	Vice Chair
8	Dennis Priebe	Assistant Secretary
9	Joe Cascio	Assistant Secretary

10

11 Also present either in person or via Zoom Communications were:

12	Mark Vega	District Manager, Inframark
13	John Weaver	District Manager, Inframark
14	Lynn Tempura	Onsite Manager
15	Luis Diaz	Field Manager
16	Residents and Members of the Public	

17

18 *This is not a certified or verbatim transcript but rather represents the context and summary of*
19 *the meeting. The full meeting is available in audio format upon request. Contact the District*
20 *Office for any related costs for an audio copy.*

21

22 **FIRST ORDER OF BUSINESS**

Call to Order and Roll Call

23 Mr. Krauer called the meeting to order and conducted roll call. A quorum was established.

24

25 **SECOND ORDER OF BUSINESS**

Pledge of Allegiance

26 The Pledge of Allegiance was recited.

27

28 **THIRD ORDER OF BUSINESS**

Audience Comments

29 There being none, the next item of business followed.

30

31 **FOURTH ORDER OF BUSINESS**

Business Administration

32 **A. Consideration of Minutes from the Meeting held on February 19, 2026**

33

34 On MOTION by Mr. Priede seconded by Mr. Krauer, with all in 35 favor, motion to approve February 19, 2026, meeting minutes as 36 presented carried. 3-0
--

36

37

OAKSTEAD CDD
March 19, 2026, Meeting

- 38 **B. Acceptance of January 2026 Financial Statements**
- 39 **C. Review of Check Register for January 2026**
- 40 **D. Review of FY 2026 Expenditure Report through January 2026**

41

42 Discussion ensued regarding landscaping issues throughout the community and the

43 maintenance services provided by Juniper. The weeds are currently under control, and the

44 property is in acceptable condition heading into the summer season. However, the Board voiced

45 the need for the Juniper manager to review the monthly reports for accuracy and completeness.

46 Mr. Krauer suggested allowing Juniper a thirty (30) day probation period to correct the

47 deficiencies in service. The Board will re-assess Juniper’s performance at the April meeting.

48 Additionally, Juniper will send questions and plans to Mr. Diaz for review.

50 On MOTION by Mr. Cascio seconded by Ms. Feldman, with all in

51 favor, motion to put Juniper on a thirty (30) day probation period

52 with service performance to be reassessed at the April Meeting

53 carried. 4-0

54

FIFTH ORDER OF BUSINESS

Staff Reports

55 **A. Accounting Staff Report**

56 Not present. No report.

58

59 **B. District Engineer**

60 Not present. No report.

61

62 **i. Discussion on ROW Assessment**

63 Tabled.

64

65 **ii. Discussion on Annual Bond Observation Report**

66 Tabled.

67

68 **C. District Counsel**

69 Not present. No report.

70

71 **D. District Manager**

72 No updates.

OAKSTEAD CDD
March 19, 2026, Meeting

73 **E. Onsite Manager**

74 Ms. Tempura presented her report to the Board and discussion ensued regarding the following
 75 facility and operational matters.

- 76 • Painting the interior of the clubhouse
- 77 • Potentially opening a wall in the conference room to improve space utilization
- 78 • Maintenance concerns at the splash pad
- 79 • Removal of oak trees located behind the splash pad area due to leaves falling in the
 80 pool
- 81 • Possibility of requiring non-residents to have a fob for access to the pool deck and
 82 facilities
- 83 • Upgrades to the pool deck and possibility of the installation of a pool slide
- 84 • Replacement of individual mailboxes with centralized mailbox stations
- 85 • New front signage quote to be discussed at workshop once project specifications are
 86 finalized
- 87 • Invoice procedures and milage reimbursement rate, with rate updated to \$0.725 per
 88 mile

89

90 Ms. Tempura noted that the bus that has been observed in the neighborhood was associated
 91 with Imagine Learning Center. There was also an incident involving an intoxicated resident at the
 92 pool the previous Saturday. Going forward, Steph will contact local authorities if alcohol is present
 93 and results in disruptive behavior.

94

95 **SIXTH ORDER OF BUSINESS**

Business Items

96 **A. Consideration of Resolution 2026-08; Records Retention Schedule**

97 On MOTION by Mr. Cascio seconded by Mr. Priebe, with all in
 98 favor, motion to adopt Resolution 2026-08; Records Retention
 99 Scheule carried. 4-0

100

101 **B. Consideration of LLS Engagement Letter Bond Series 2016A**

102 On MOTION by Mr. Cascio seconded by Ms. Feldman, with all in
 103 favor, motion to approve the LLS Engagement Letter for Bond
 104 Series 2016A carried. 4-0

105

106

OAKSTEAD CDD
March 19, 2026, Meeting

107 **C. Consideration of LLS Engagement Letter for Bond Series 2017A**

108 On MOTION by Ms. Feldman, seconded by Mr. Priebe, with all in
109 favor, motion to approve the LLS Engagement Letter for Bond
110 Series 2017A carried. 4-0

111
112 **D. Review of LLS 2025 Arbitrage Report Bond Series 2016A**

113 Mr. Vega reviewed the Arbitrage Report Bond Series 2016A with the Board.

114
115 **E. Review of LLS 2026 Arbitrage Report Bond Series 2017A**

116 Mr. Vega reviewed the Arbitrage Report Bond Series 2017A with the Board.

117
118 **F. Consideration of Fiscal Year 2025 Final Audit Report**

119 Mr. Vega reviewed the fiscal year 2025 audit with the Board.

120 Mr. Casco made a MOTION to approve the Fiscal Year 2025 Final
121 Audit Report as presented.
122 Mr. Krauer seconded the motion.

123
124 Discussion ensued regarding items on the audit and the audit procedure.

125
126 Upon VOICE VOTE, unanimous approval was give (by a margin of
127 4-0), to approve the Fiscal Year 2025 Final Audit Report as
128 presented.

129
130 **G. Discussion of 19341 Weymouth Drive - Email Sent to HOA Requesting Resident**
131 **Remove Tree; CDD to Repair the CDD Infrastructure (sidewalk, curb and road)**

132 Mr. Weaver discussed the 19341 Weymouth Drive sidewalk, curb, and tree remove issues at
133 this location.

134
135 **H. Discussion of 100 Sidewalk Grinds Not Exceeding 1 Inch**
136 **i. Sidewalk Grind Project Comparison Chart**

- 137 **a. ACPLM Proposal (under separate cover)**
- 138 **b. C&K Proposal**
- 139 **c. Inframark Proposal #116**
- 140 **d. SiteMasters Proposal (under separate cover)**

OAKSTEAD CDD
March 19, 2026, Meeting

141 Tabled. Mr. Diaz will provide the list of addresses requiring grind and mark if there is a tree
142 or no tree at the locations. The Board will revisit and review the quotes for this work at the
143 upcoming workshop.

144

E. Approval of Juniper Contract Exhibit B

Tabled until the upcoming workshop.

147

SEVENTH ORDER OF BUSINESS **Supervisors' Requests**

The Board discussed an ongoing legal matter, which will be ratified at the April workshop.

Ms. Feldman requested a joint meeting with all Oakstead Boards to discuss the current matters and concerns in the community.

Mr. Casco will send an email to Lori confirming that Board members will be classified as W2 employees rather than 1099 contractors beginning in 2026.

Mr. Priede inquired about FICA withholding. Noting that it has not appeared on recent statements.

Mr. Krauer asked Board members to begin identifying and considering items for potential budget increases ahead of the March 25th budget discussions. It was also noted that the Department of Transportation will be discussing the Route 41 overpass.

EIGHTH ORDER OF BUSINESS **Adjournment**

On MOTION by Mr. Cascio seconded by Mr. Priebe, with all in favor, the meeting was adjourned at 2:54 p.m. 4-0

Chairman/Secretary

***Oakstead
Community
Development
District***

Financial Report

February 28, 2026

CLEAR PARTNERSHIPS



OAKSTEAD

Community Development District

Table of Contents

FINANCIAL STATEMENTS

Balance Sheet - All Funds	Page 1
Statement of Revenues, Expenditures and Changes in Fund Balances	
General Fund	Pages 2 - 4
Debt Service Funds	Pages 5 - 6

SUPPORTING SCHEDULES

Non-Ad Valorem Special Assessments	Page 7
Assigned Reserves Report	Page 8
Cash and Investment Report	Page 9
Bank Reconciliation Reports	Pages 10 - 12
Check Register and Invoices	Pages 13 - 25

OAKSTEAD
Community Development District

Financial Statements

(Unaudited)

February 28, 2026

OAKSTEAD

Community Development District

Governmental Funds

Balance Sheet
February 28, 2026

ACCOUNT DESCRIPTION	GENERAL FUND	SERIES 2016 A-1 DEBT SERVICE FUND	SERIES 2017 A-2 DEBT SERVICES FUND	TOTAL
<u>ASSETS</u>				
Cash - Checking Account	\$ 463,824	\$ -	\$ -	\$ 463,824
Cash On Hand/Petty Cash	250	-	-	250
Cash with Fiscal Agent	100,000	-	-	100,000
Investments:				
Money Market Account	1,091,256	-	-	1,091,256
Interest Account A	-	18	-	18
Interest Fund (A-2)	-	-	17	17
Reserve Fund (A-2)	-	-	137,108	137,108
Reserve Fund A	-	157,274	-	157,274
Revenue Fund (A-2)	-	-	437,629	437,629
Revenue Fund A	-	514,363	-	514,363
Sinking Fund (A-2)	-	-	34	34
Sinking Fund A	-	40	-	40
Deposits	13,420	-	-	13,420
TOTAL ASSETS	\$ 1,668,750	\$ 671,695	\$ 574,788	\$ 2,915,233
<u>LIABILITIES</u>				
Accounts Payable	\$ 115,010	\$ -	\$ -	\$ 115,010
Accrued Expenses	31,420	-	-	31,420
TOTAL LIABILITIES	146,430	-	-	146,430
<u>FUND BALANCES</u>				
Nonspendable:				
Deposits	13,420	-	-	13,420
Restricted for:				
Debt Service	-	671,695	574,788	1,246,483
Assigned to:				
Operating Reserves	279,928	-	-	279,928
Reserves - Clubhouse	20,742	-	-	20,742
Reserves - Gate	10,000	-	-	10,000
Reserves - Landscape	50,000	-	-	50,000
Reserves - Ponds	27,985	-	-	27,985
Reserves - Tree Removal & Replacement	32,425	-	-	32,425
Reserves - Roadways	106,929	-	-	106,929
Reserves - Sidewalks	38,728	-	-	38,728
Reserves - Wall	49,251	-	-	49,251
Unassigned:	892,912	-	-	892,912
TOTAL FUND BALANCES	\$ 1,522,320	\$ 671,695	\$ 574,788	\$ 2,768,803
TOTAL LIABILITIES & FUND BALANCES	\$ 1,668,750	\$ 671,695	\$ 574,788	\$ 2,915,233

OAKSTEAD

Community Development District

General Fund

Statement of Revenues, Expenditures and Changes in Fund Balances
For the Period Ending February 28, 2026

<u>ACCOUNT DESCRIPTION</u>	<u>ANNUAL ADOPTED BUDGET</u>	<u>YEAR TO DATE ACTUAL</u>	<u>YTD ACTUAL AS A % OF ADOPTED BUD</u>	<u>FEB-26 ACTUAL</u>
<u>REVENUES</u>				
Interest - Investments	\$ 20,000	\$ 9,729	48.65%	\$ 21
Room Rentals	6,000	1,400	23.33%	200
Special Events	1,000	932	93.20%	612
Other Charges For Services	2,500	370	14.80%	36
Special Assmnts- Tax Collector	1,162,983	1,118,967	96.22%	24,809
Special Assmnts- Discounts	(46,519)	(44,088)	94.77%	(496)
Other Miscellaneous Revenues	500	-	0.00%	-
Non-Resident Members	-	1,700	0.00%	1,700
Gate Bar Code/Remotes	4,000	1,836	45.90%	94
TOTAL REVENUES	1,150,464	1,090,846	94.82%	26,976
<u>EXPENDITURES</u>				
<u>Administration</u>				
P/R-Board of Supervisors	24,000	10,200	42.50%	1,600
FICA Taxes	1,836	520	28.32%	-
ProfServ-Arbitrage Rebate	1,200	1,200	100.00%	1,200
ProfServ-Engineering	17,000	8,333	49.02%	2,050
ProfServ-Legal Services	10,000	5,029	50.29%	2,332
ProfServ-Mgmt Consulting	60,586	25,244	41.67%	5,049
ProfServ-Property Appraiser	150	-	0.00%	-
ProfServ-Special Assessment	12,000	12,000	100.00%	-
ProfServ-Trustee Fees	5,000	5,000	100.00%	-
ProfServ-Web Site Development	1,553	-	0.00%	-
Auditing Services	7,200	7,300	101.39%	5,800
Postage and Freight	1,200	141	11.75%	45
Insurance - General Liability	16,101	17,733	110.14%	-
Printing and Binding	800	-	0.00%	-
Legal Advertising	1,347	247	18.34%	-
Misc-Bank Charges	849	1,037	122.14%	117
Misc-Assessment Collection Cost	23,260	21,498	92.42%	486
Misc-Credit Card Fees	600	830	138.33%	151
Office Supplies	100	42	42.00%	8
Annual District Filing Fee	175	175	100.00%	-
Total Administration	184,957	116,529	63.00%	18,838

OAKSTEAD

Community Development District

General Fund

Statement of Revenues, Expenditures and Changes in Fund Balances
For the Period Ending February 28, 2026

<u>ACCOUNT DESCRIPTION</u>	<u>ANNUAL ADOPTED BUDGET</u>	<u>YEAR TO DATE ACTUAL</u>	<u>YTD ACTUAL AS A % OF ADOPTED BUD</u>	<u>FEB-26 ACTUAL</u>
<u>Field</u>				
Contracts-Landscape	259,410	104,225	40.18%	20,845
Contracts-Landscape Consultant	19,440	9,720	50.00%	3,240
Contracts-Mulch	31,900	31,900	100.00%	-
Contracts-Lakes	30,348	12,250	40.37%	2,450
Contracts-Florida Hwy Patrol	29,808	13,230	44.38%	1,440
Contracts-Annuals	25,200	-	0.00%	-
Contracts-Gate Wi-Fi	6,000	3,155	52.58%	626
Contracts-Gate CCTV	8,580	1,919	22.37%	447
Contracts-Gate Cloud Lift Master	4,572	2,960	64.74%	920
Electricity - Streetlights	99,000	37,454	37.83%	14,313
Utility - Reclaimed Water	22,921	7,668	33.45%	(761)
Insurance - Property	-	56,100	0.00%	-
R&M-Electrical	1,500	333	22.20%	-
R&M-Gate	10,000	10,988	109.88%	3,570
R&M-Other Landscape	10,000	46,317	463.17%	2,730
R&M-Irrigation	22,000	14,630	66.50%	6,783
R&M-Other Field	13,813	17,916	129.70%	12,005
R&M-Sidewalks	10,000	-	0.00%	-
R&M-Trees and Trimming	16,000	3,960	24.75%	900
R&M-Roads	2,500	-	0.00%	-
R&M-Pressure Washing	6,000	-	0.00%	-
R&M-Landscape Lighting	2,000	2,031	101.55%	543
Misc-Holiday Lighting	8,500	9,779	115.05%	340
Misc-Property Taxes	3,200	3,128	97.75%	-
Misc-Contingency	36,985	-	0.00%	-
Reserve - Landscaping	3,400	-	0.00%	-
Reserve - Ponds	-	51,400	0.00%	-
Total Field	683,077	441,063	64.57%	70,391
<u>Parks and Recreation</u>				
Payroll-Salaries	68,264	26,114	38.25%	4,755
Payroll-Hourly	72,952	37,296	51.12%	6,586
FICA Taxes	10,803	4,851	44.90%	868
Workers' Compensation	4,500	1,500	33.33%	-
Contracts-Security Services	480	325	67.71%	65
Contracts-Pools	17,820	19,700	110.55%	3,940
Contracts-Computer Support	3,000	1,770	59.00%	358
Contracts-Pest Control	3,060	1,275	41.67%	255
Communication - Telephone	3,420	1,221	35.70%	209
Utility - Gas	528	270	51.14%	2
Utility - Refuse Removal	2,760	1,504	54.49%	308

OAKSTEAD

Community Development District

General Fund

Statement of Revenues, Expenditures and Changes in Fund Balances
For the Period Ending February 28, 2026

ACCOUNT DESCRIPTION	ANNUAL ADOPTED BUDGET	YEAR TO DATE ACTUAL	YTD ACTUAL AS A % OF ADOPTED BUD	FEB-26 ACTUAL
Utility - Water & Sewer	7,000	3,997	57.10%	(100)
R&M-Clubhouse	30,000	14,113	47.04%	2,298
R&M-Pools	9,000	3,806	42.29%	3,090
Miscellaneous Services	280	1,669	596.07%	-
Misc-Public Relations	10,000	3,153	31.53%	514
Solid Waste Disposal Assessm.	1,920	2,143	111.61%	-
Newsletter Printing/Supplies	17,826	5,942	33.33%	-
Office Supplies	1,900	1,529	80.47%	-
Cleaning Supplies	1,700	406	23.88%	68
Op Supplies - Clubhouse	1,700	2,619	154.06%	-
Op Supplies - Pool Chemicals	7,000	-	0.00%	-
Reserve - Clubhouse	6,525	-	0.00%	-
Total Parks and Recreation	282,438	135,203	47.87%	23,216
TOTAL EXPENDITURES	1,150,472	692,795	60.22%	112,445
Excess (deficiency) of revenues Over (under) expenditures	(8)	398,051	-4975637.50%	(85,469)
Net change in fund balance	\$ (8)	\$ 398,051	-4975637.50%	\$ (85,469)
FUND BALANCE, BEGINNING (OCT 1, 2025)	1,124,269	1,124,269		
FUND BALANCE, ENDING	\$ 1,124,261	\$ 1,522,320		

OAKSTEAD

Community Development District

Series 2016 A-1 Debt Service Fund

Statement of Revenues, Expenditures and Changes in Fund Balances
For the Period Ending February 28, 2026

<u>ACCOUNT DESCRIPTION</u>	<u>ANNUAL ADOPTED BUDGET</u>	<u>YEAR TO DATE ACTUAL</u>	<u>YTD ACTUAL AS A % OF ADOPTED BUD</u>	<u>FEB-26 ACTUAL</u>
<u>REVENUES</u>				
Interest - Investments	\$ -	\$ 5,437	0.00%	\$ 1,768
Special Assmnts- Tax Collector	451,062	433,992	96.22%	9,622
Special Assmnts- Discounts	(18,042)	(17,099)	94.77%	(192)
TOTAL REVENUES	433,020	422,330	97.53%	11,198
<u>EXPENDITURES</u>				
<u>Administration</u>				
Misc-Assessment Collection Cost	9,021	8,338	92.43%	189
Total Administration	9,021	8,338	92.43%	189
<u>Debt Service</u>				
Principal Debt Retirement A-1	345,000	-	0.00%	-
Interest Expense Series A-1	80,673	40,336	50.00%	-
Total Debt Service	425,673	40,336	9.48%	-
TOTAL EXPENDITURES	434,694	48,674	11.20%	189
Excess (deficiency) of revenues Over (under) expenditures	(1,674)	373,656	-22321.15%	11,009
Net change in fund balance	\$ (1,674)	\$ 373,656	-22321.15%	\$ 11,009
FUND BALANCE, BEGINNING (OCT 1, 2025)	298,039	298,039		
FUND BALANCE, ENDING	\$ 296,365	\$ 671,695		

OAKSTEAD

Community Development District

Series 2017 A-2 Debt Services Fund

Statement of Revenues, Expenditures and Changes in Fund Balances
For the Period Ending February 28, 2026

<u>ACCOUNT DESCRIPTION</u>	<u>ANNUAL ADOPTED BUDGET</u>	<u>YEAR TO DATE ACTUAL</u>	<u>YTD ACTUAL AS A % OF ADOPTED BUD</u>	<u>FEB-26 ACTUAL</u>
<u>REVENUES</u>				
Interest - Investments	\$ -	\$ 4,637	0.00%	\$ 1,511
Special Assmnts- Tax Collector	389,884	375,130	96.22%	8,317
Special Assmnts- Discounts	(15,595)	(14,780)	94.77%	(166)
TOTAL REVENUES	374,289	364,987	97.51%	9,662
<u>EXPENDITURES</u>				
<u>Administration</u>				
Misc-Assessment Collection Cost	7,798	7,207	92.42%	163
Total Administration	7,798	7,207	92.42%	163
<u>Debt Service</u>				
Principal Debt Retirement A-2	290,000	-	0.00%	-
Interest Expense Series A-2	78,843	39,421	50.00%	-
Total Debt Service	368,843	39,421	10.69%	-
TOTAL EXPENDITURES	376,641	46,628	12.38%	163
Excess (deficiency) of revenues Over (under) expenditures	(2,352)	318,359	-13535.67%	9,499
Net change in fund balance	\$ (2,352)	\$ 318,359	-13535.67%	\$ 9,499
FUND BALANCE, BEGINNING (OCT 1, 2025)	256,429	256,429		
FUND BALANCE, ENDING	\$ 254,077	\$ 574,788		

OAKSTEAD
Community Development District

Supporting Schedules

February 28, 2026

OAKSTEAD

Community Development District

**Non-Ad Valorem Special Assessments
(Pasco County Tax Collector - Monthly Collection Distributions)
For the Fiscal Year Ending September 30, 2026**

Date Rcvd	Net Amt Rcvd	Discount / (Penalties) Amount	Collection Costs	Gross Amount Received	ALLOCATION BY FUND		
					General Fund	Ser 2016A1 Debt Service Fund	Ser 2017A2 Debt Service Fund
25-26 Assmnts				\$2,003,926	\$1,162,980	\$451,062	\$389,884
Allocation %				100%	58%	23%	19%
11/06/25	\$ 33,077	\$ 1,735	\$ 675	\$ 35,487	\$ 20,595	\$ 7,988	\$ 6,904
11/14/25	140,861	5,989	2,875	149,725	86,893	33,701	29,131
11/20/25	92,200	3,920	1,882	98,002	56,875	22,059	19,067
11/26/25	47,834	2,034	976	50,844	29,508	11,445	9,892
12/05/25	1,262,770	53,665	25,771	1,342,206	778,950	302,116	261,140
12/11/25	136,901	5,794	2,794	145,488	84,434	32,748	28,306
12/18/25	22,624	783	462	23,869	13,852	5,373	4,644
01/09/26	37,758	1,192	771	39,720	23,052	8,941	7,728
02/12/26	41,055	855	838	42,747	24,809	9,622	8,317
TOTAL	\$ 1,815,079	\$ 75,967	\$ 37,042	\$ 1,928,088	\$ 1,118,967	\$ 433,992	\$ 375,130
% Collected				96%	96%	96%	96%
TOTAL O/S				\$ 75,836	\$ 44,012	\$ 17,070	\$ 14,754

OAKSTEAD

Community Development District

**Assigned Reserves Report
February-26**

		Current Balance	Goal
GL #283010	Operating Reserves - FY2025	\$279,928	n/a
GL #283185	Reserves - Clubhouse	\$20,742	\$90,000
GL #283410	Reserves-Gates	\$10,000	\$10,000
GL #283515	Reserves-Landscape	\$50,000	\$30,000
GL #283685	Reserves - Ponds	\$27,985	\$90,000
GL #283719	Reserves-Tree Removal & Replacement	\$32,425	\$25,000
GL #283760	Reserves-Roadways	\$106,929	\$2,030,000
GL #283790	Reserves-Sidewalks	\$38,728	\$25,000
GL #283880	Reserves-Wall	\$49,251	\$50,000
Total Assigned Reserves		\$615,988	\$2,350,000

OAKSTEAD

Community Development District

ALL FUNDS

Cash and Investment Report
February 28, 2026

General Fund

<u>Account Name</u>	<u>Bank Name</u>	<u>Investment Type</u>	<u>Maturity</u>	<u>Yield</u>	<u>Balance</u>
Checking Account - Clubhouse	TRUIST Bank	Public Funds NOW	n/a	1.75%	\$ 17,322
Checking Account - Operating	Hancock Whitney Bank	Checking Account-1859	n/a	0.00%	446,503
			subtotal		\$ 463,824
Petty Cash	n/a	n/a	n/a	0.00%	250
Public Funds MMA	Bank United	Money Market Acct #0682	n/a	3.40%	1,091,256
			Subtotal-GF		\$ 1,555,330

Debt Service Funds

<u>Account Name</u>	<u>Bank Name</u>	<u>Investment Type</u>	<u>Maturity</u>	<u>Yield</u>	<u>Balance</u>
Ser 2016 A-1 Interest Fund	Hancock Whitney Bank	Goldman Sachs Govt Fund	n/a	3.55%	\$ 18
Ser 2016 A-1 Reserve Fund	Hancock Whitney Bank	Goldman Sachs Govt Fund	n/a	3.55%	157,274
Ser 2016 A-1 Revenue Fund	Hancock Whitney Bank	Goldman Sachs Govt Fund	n/a	3.55%	514,363
Ser 2016 A-1 Sinking Fund	Hancock Whitney Bank	Goldman Sachs Govt Fund	n/a	3.55%	40
			Subtotal-DS 204		\$ 671,695
Ser 2017 A-2 Interest Fund	Hancock Whitney Bank	Goldman Sachs Govt Fund	n/a	3.55%	\$ 17
Ser 2017 A-2 Reserve Fund	Hancock Whitney Bank	Goldman Sachs Govt Fund	n/a	3.55%	137,108
Ser 2017 A-2 Revenue Fund	Hancock Whitney Bank	Goldman Sachs Govt Fund	n/a	3.55%	437,629
Ser 2017 A-2 Sinking Fund	Hancock Whitney Bank	Goldman Sachs Govt Fund	n/a	3.55%	34
			Subtotal-DS 205		\$ 574,788
			Total All Funds		\$ 2,801,813

Bank Account Statement

Oakstead CDD

Bank Account No. 5221
Statement No. 02-26

Statement Date 02/28/2026

G/L Account No. 101000 Balance	17,321.63	Statement Balance	17,321.63
		Outstanding Deposits	0.00
Positive Adjustments	0.00		
	<hr/>	Subtotal	17,321.63
Subtotal	17,321.63	Outstanding Checks	0.00
Negative Adjustments	0.00		
	<hr/>	Ending Balance	17,321.63
Ending G/L Balance	17,321.63		

Posting Date	Document Type	Document No.	Vendor	Description	Amount	Cleared Amount	Difference
Outstanding Deposits							
Total Outstanding Deposits							

Bank Account Statement

Oakstead CDD

Bank Account No. 1859
Statement No. 02-26

Statement Date 02/28/2026

G/L Account No. 101004 Balance	446,502.52	Statement Balance	482,787.17
		Outstanding Deposits	0.00
Positive Adjustments	0.00	Subtotal	482,787.17
Subtotal	446,502.52	Outstanding Checks	-36,284.65
Negative Adjustments	0.00	Ending Balance	446,502.52
Ending G/L Balance	446,502.52		

Posting Date	Document Type	Document No.	Vendor	Description	Amount	Cleared Amount	Difference
Outstanding Checks							
11/14/2025	Payment	13972	NOEL LeBLANC	Check for Vendor V00480			-300.00
12/31/2025	Payment	14004	BILLBOARDS INC	Check for Vendor V00508			-350.00
01/29/2026	Payment	14027	GRAU & ASSOCIATES	Check for Vendor V00017			-1,500.00
02/02/2026	Payment	14033	FLORIDA FLAG AND PENNANT	Check for Vendor V00015			-243.77
02/18/2026	Payment	14053	BRLETIC DVORAK, INC.	Check for Vendor V00427			-2,050.00
02/18/2026	Payment	14055	COMPLETE I.T.	Check for Vendor V00481			-3,896.49
02/18/2026	Payment	14063	TWO O EIGHT SECURITY, INC	Check for Vendor V00367			-1,440.00
02/20/2026	Payment	14064	HIMES ELECTRICAL SERVICE, INC.	Check for Vendor V00018			-193.00
02/20/2026	Payment	14065	STEVEN D TURNER	Check for Vendor V00506			-240.00
02/26/2026	Payment	14066	COMPLETE I.T.	Check for Vendor V00481			-330.00
02/26/2026	Payment	14067	COOPER POOLS, INC.	Check for Vendor V00488			-1,440.00
02/26/2026	Payment	14068	DAVID M. BECHTEL	Payment of Invoice 020570			-543.00
02/26/2026	Payment	14069	LLS TAX SOLUTIONS INC.	Check for Vendor V00408			-600.00
02/26/2026	Payment	14070	A-Z TREE SERVICE CLEARVUE	Check for Vendor V00360			-900.00
02/26/2026	Payment	14071	ENVIROMENTAL LLC	Check for Vendor V00494			-2,450.00
02/26/2026	Payment	14072	COMPLETE I.T.	Check for Vendor V00481			-208.71
02/26/2026	Payment	14073	CROSSCREEK ENVIRONMENTAL HMJ SERVICES LLC	Check for Vendor V00471			-3,800.00
02/26/2026	Payment	14074	DBA MAGIC BUBBLES	Check for Vendor V00509			-750.00
02/26/2026	Payment	14075	INFRAMARK LLC JUNIPER	Check for Vendor V00063			-27.38
02/26/2026	Payment	14076	LANDSCAPING OF FLORIDA LLC	Check for Vendor V00507			-4,147.87
02/26/2026	Payment	14077	LLS TAX SOLUTIONS INC.	Check for Vendor V00408			-600.00
02/26/2026	Payment	14078	NOEL LeBLANC	Check for Vendor V00480			-150.00

Bank Account Statement

Oakstead CDD

Bank Account No. 1859

Statement No. 02-26

Statement Date

02/28/2026

02/26/2026	Payment	14079	STEVEN D TURNER	Check for Vendor V00506	-480.00
02/26/2026	Payment	14080	STRALEY ROBIN VERICKER	Check for Vendor V00031	-2,331.50
02/26/2026	Payment	300081	DUKE ENERGY-ACH	Inv: 021326-7010	-7,312.93
Total Outstanding Checks					-36,284.65

Outstanding Deposits

Total Outstanding Deposits

OAKSTEAD COMMUNITY DEVELOPMENT DISTRICT

Payment Register by Fund

For the Period from 02/01/2026 to 02/28/2026

(Sorted by Check / ACH No.)

Fund No.	Date	Payee	Invoice No.	Payment Description	Invoice / GL Description	G/L Account #	Amount Paid	
GENERAL FUND - 001								
CHECK # 14032								
001	02/02/26	DAVID M. BECHTEL	012604	Replace light and transformer	R&M-Landscape Lighting	546308-53901	\$858.00	
							Check Total	\$858.00
CHECK # 14033								
001	02/02/26	FLORIDA FLAG AND PENNANT	15945	8X12 FLAG	R&M-Clubhouse	546015-57201	\$243.77	
							Check Total	\$243.77
CHECK # 14034								
001	02/02/26	JUNIPER LANDSCAPING OF FLORIDA LLC	378661	IRR REPAIRS	R&M-Irrigation	546041-53901	\$917.37	
001	02/02/26	JUNIPER LANDSCAPING OF FLORIDA LLC	378222	IRR REPAIRS	R&M-Irrigation	546041-53901	\$250.00	
001	02/02/26	JUNIPER LANDSCAPING OF FLORIDA LLC	378220	IRRIGATION REPAIRS	R&M-Irrigation	546041-53901	\$1,205.44	
001	02/02/26	JUNIPER LANDSCAPING OF FLORIDA LLC	378221	6 Irrigation Repair-Keswick/Clubhouse-Valve	R&M-Irrigation	546041-53901	\$978.20	
001	02/02/26	JUNIPER LANDSCAPING OF FLORIDA LLC	378219	IRRIGATION	R&M-Irrigation	546041-53901	\$160.84	
001	02/02/26	JUNIPER LANDSCAPING OF FLORIDA LLC	378218	Repair-Ballastone-Valve Replacement	R&M-Irrigation	546041-53901	\$623.27	
001	02/02/26	JUNIPER LANDSCAPING OF FLORIDA LLC	373961	IRRIGATION REPAIRS	R&M-Irrigation	546041-53901	\$1,003.24	
001	02/02/26	JUNIPER LANDSCAPING OF FLORIDA LLC	378078	STUMP GRINDING	R&M-Other Landscape	546036-53901	\$175.00	
001	02/02/26	JUNIPER LANDSCAPING OF FLORIDA LLC	377691	SOD REPLACEMENT	R&M-Other Landscape	546036-53901	\$1,235.00	
							Check Total	\$6,548.36
CHECK # 14035								
001	02/02/26	OAKSTEAD CDD	JAN3026-1859	TRFR FR 1859 TO BU 0682	Cash with Fiscal Agent	103000	\$415,000.00	
							Check Total	\$415,000.00
CHECK # 14036								
001	02/02/26	STEVEN D TURNER	012626-	TRAFFIC ENFORCEMENT AND SECURITY PATR	Contracts-Florida Hwy Patrol	534101-53901	\$240.00	
							Check Total	\$240.00
CHECK # 14037								
001	02/02/26	TWO O EIGHT SECURITY, INC	122225-	SECURITY	Contracts-Florida Hwy Patrol	534101-53901	\$240.00	
001	02/02/26	TWO O EIGHT SECURITY, INC	122925-	SECURITY	Contracts-Florida Hwy Patrol	534101-53901	\$240.00	
001	02/02/26	TWO O EIGHT SECURITY, INC	120125	SECURITY	Contracts-Florida Hwy Patrol	534101-53901	\$240.00	
001	02/02/26	TWO O EIGHT SECURITY, INC	120925-	SECURITY	Contracts-Florida Hwy Patrol	534101-53901	\$240.00	
001	02/02/26	TWO O EIGHT SECURITY, INC	121225-	SECURITY SVCS	Contracts-Florida Hwy Patrol	534101-53901	\$240.00	
001	02/02/26	TWO O EIGHT SECURITY, INC	121525-	SECURITY	Contracts-Florida Hwy Patrol	534101-53901	\$240.00	
							Check Total	\$1,440.00
CHECK # 14038								
001	02/02/26	ZACH HORL'S PAINTING SVC, LLC	O-911-25	KIDDIE PLAYGROUND	R&M-Clubhouse	546015-57201	\$495.00	
001	02/02/26	ZACH HORL'S PAINTING SVC, LLC	O-910-25	PLAYGROUND MAINT	R&M-Clubhouse	546015-57201	\$820.00	
001	02/02/26	ZACH HORL'S PAINTING SVC, LLC	O-909-25	CLUBHOUSE EXIT DOOR	R&M-Clubhouse	546015-57201	\$570.00	
							Check Total	\$1,885.00
CHECK # 14039								
001	02/04/26	BIG DOG LEO SERVICES, LLC	020126-	TRAFFIC ENFORCEMENT AND SECURITY PATROL	Contracts-Florida Hwy Patrol	534101-53901	\$150.00	
001	02/04/26	BIG DOG LEO SERVICES, LLC	010126-	TRAFFIC ENFORCEMENT AND SECURITY PATROL	Contracts-Florida Hwy Patrol	534101-53901	\$150.00	
							Check Total	\$300.00
CHECK # 14040								
001	02/04/26	BRLETIC DVORAK, INC.	2277	Engineer services Dec 2025	ProfServ-Engineering	531013-51501	\$1,530.00	
							Check Total	\$1,530.00
CHECK # 14041								
001	02/04/26	CLEARVUE ENVIROMENTAL LLC	1100	JAN 26 AQUATIC SERVICES	Contracts-Lakes	534084-53901	\$2,450.00	
							Check Total	\$2,450.00

OAKSTEAD COMMUNITY DEVELOPMENT DISTRICT

Payment Register by Fund

For the Period from 02/01/2026 to 02/28/2026

(Sorted by Check / ACH No.)

Fund No.	Date	Payee	Invoice No.	Payment Description	Invoice / GL Description	G/L Account #	Amount Paid
CHECK # 14042							
001	02/04/26	COMPLETE I.T.	19035	FEB 26 MSP PLAN CLOUD BACKUP & MS OFFICE 365	Contracts-Computer Support	534124-57201	\$192.95
001	02/04/26	COMPLETE I.T.	19036	JAN 26 GOOGLE EMAIL (10) WITH VAULT	Contracts-Computer Support	534124-57201	\$165.00
001	02/04/26	COMPLETE I.T.	19052	FEB 26 MONITORED BURGLAR ALARM SYSTEM	Contracts-Security Services	534037-57201	\$65.00
001	02/04/26	COMPLETE I.T.	19092	Brivo Access Standard Edition	R&M-Clubhouse	546015-57201	\$53.00
001	02/04/26	COMPLETE I.T.	18792	JAN 2026 LIFTMASTER VOIP & CLOUD HOSTING	Contracts-Gate Cloud Lift Master	534143-53901	\$510.00
001	02/04/26	COMPLETE I.T.	18830	Brivo Access Standard Edition	R&M-Clubhouse	546015-57201	\$53.00
001	02/04/26	COMPLETE I.T.	F98A9F41-0019	JAN 26 VOIP SEATS, PHONE #, PHONE RENTALS	Communication - Telephone	541003-57201	\$208.71
001	02/04/26	COMPLETE I.T.	F98A9F1-0010	APR 25 VOIP SEATS, PHONE #, PHONE RENTALS	Communication - Telephone	541003-57201	\$175.90
Check Total							\$1,423.56
CHECK # 14043							
001	02/04/26	CULLIGAN GULF COAST WATER CONDITIONING, INC 1004414		COOLER RENTAL	Op Supplies - Clubhouse	552003-57201	\$7.00
001	02/04/26	CULLIGAN GULF COAST WATER CONDITIONING, INC 46289TO		Bottled Water	Op Supplies - Clubhouse	552003-57201	\$36.00
001	02/04/26	CULLIGAN GULF COAST WATER CONDITIONING, INC 1004552		COOLER RENTAL	Op Supplies - Clubhouse	552003-57201	\$7.00
Check Total							\$50.00
CHECK # 14044							
001	02/04/26	INFRAMARK LLC	167741	JAN 26 District Mgmt Services	ProfServ-Mgmt Consulting	531027-51201	\$5,048.83
001	02/04/26	INFRAMARK LLC	167741	JAN 26 District Mgmt Services	Printing and Binding	547001-51301	\$8.33
001	02/04/26	INFRAMARK LLC	170590	FEB 26 District Mgmt Services	ProfServ-Mgmt Consulting	531027-51201	\$5,048.83
001	02/04/26	INFRAMARK LLC	170590	FEB 26 District Mgmt Services	Printing and Binding	547001-51301	\$8.33
Check Total							\$10,114.32
CHECK # 14045							
001	02/04/26	OLM	46668	01/20/26 LANDSCAPE INSPECTION	Contracts-Landscape Consultant	534062-53901	\$1,620.00
Check Total							\$1,620.00
CHECK # 14047							
001	02/04/26	STEVEN D TURNER	020126	SEC SVCS 2/1/26	Contracts-Florida Hwy Patrol	534101-53901	\$240.00
001	02/04/26	STEVEN D TURNER	010626-	TRAFFIC ENFORCEMENT AND SECURITY PATROL	Contracts-Florida Hwy Patrol	534101-53901	\$240.00
Check Total							\$480.00
CHECK # 14048							
001	02/16/26	COMPLETE I.T.	19123	Quarterly Gate Maintnace Q1 2026	R&M-Gate	546034-57201	\$1,800.00
Check Total							\$1,800.00
CHECK # 14049							
001	02/16/26	DAVID M. BECHTEL	022601	CHRISTMAS LIGHTING	Misc-Holiday Lighting	549028-53901	\$340.00
Check Total							\$340.00
CHECK # 14050							
001	02/16/26	FEDEX	9-154-90475	Fed Ex services	Postage and Freight	541006-51301	\$17.64
Check Total							\$17.64
CHECK # 14052							
001	02/16/26	STEVEN D TURNER	020326	TRAFFIC ENFORCEMENT AND SECURITY PATROL	Contracts-Florida Hwy Patrol	534101-53901	\$240.00
001	02/16/26	STEVEN D TURNER	020226	TRAFFIC ENFORCEMENT AND SECURITY PATROL	Contracts-Florida Hwy Patrol	534101-53901	\$240.00
Check Total							\$480.00
CHECK # 14053							
001	02/18/26	BRLETIC DVORAK, INC.	2303	ENG SRVCS	ProfServ-Engineering	531013-51501	\$1,380.00
001	02/18/26	BRLETIC DVORAK, INC.	2324	ENG SRVCS	ProfServ-Engineering	531013-51501	\$670.00
Check Total							\$2,050.00
CHECK # 14054							
001	02/18/26	CLEAN SWEEP SUPPLY CO., INC.	15473	Cleaning supplies	Cleaning Supplies	551003-57201	\$67.85
Check Total							\$67.85

OAKSTEAD COMMUNITY DEVELOPMENT DISTRICT

Payment Register by Fund

For the Period from 02/01/2026 to 02/28/2026

(Sorted by Check / ACH No.)

Fund No.	Date	Payee	Invoice No.	Payment Description	Invoice / GL Description	G/L Account #	Amount Paid
CHECK # 14055							
001	02/18/26	COMPLETE I.T.	19113	GATE RECEIVER	Contracts-Gate Cloud Lift Master	534143-53901	\$409.99
001	02/18/26	COMPLETE I.T.	19053	MISC SRVCS-TECH	Contracts-Gate CCTV	534142-53901	\$446.50
001	02/18/26	COMPLETE I.T.	19054	FEB 2026 LIFTMASTER VOIP & CLOUD	Contracts-Gate Cloud Lift Master	534143-53901	\$510.00
001	02/18/26	COMPLETE I.T.	19109	EAGLE EYE CAMERA	Contracts-Computer Support	534124-53901	\$2,200.00
001	02/18/26	COMPLETE I.T.	19151	TROUBLESHOOTING KESWICK GATE CALL BOX	R&M-Gate	546034-53901	\$330.00
Check Total							\$3,896.49
CHECK # 14056							
001	02/18/26	COOPER POOLS, INC.	2026-1128	MONTHLY CLEANING CONTRACT	Contracts-Pools	534078-57201	\$3,940.00
Check Total							\$3,940.00
CHECK # 14057							
001	02/18/26	CROSSCREEK ENVIRONMENTAL	24191	Mechanical Vegetation Removal	R&M-Other Field	546063-53901	\$7,455.00
Check Total							\$7,455.00
CHECK # 14058							
001	02/18/26	HMJ SERVICES LLC	201656	LONG BRIDGE	R&M-Other Field	546063-57201	\$1,500.00
Check Total							\$1,500.00
CHECK # 14059							
001	02/18/26	HUNT TALENT, LLC	HT-041826	SPECIAL EVENTS	Misc-Public Relations	549046-57201	\$40.00
Check Total							\$40.00
CHECK # 14060							
001	02/18/26	JUNIPER LANDSCAPING OF FLORIDA LLC	380486	DEC IRR REPAIRS	R&M-Irrigation	546041-53901	\$411.77
001	02/18/26	JUNIPER LANDSCAPING OF FLORIDA LLC	380487	DEC IRR REPAIRS	R&M-Irrigation	546041-53901	\$739.99
Check Total							\$1,151.76
CHECK # 14061							
001	02/18/26	NOEL LeBLANC	26-0109	1/2/26 DJ service	Misc-Public Relations	549046-57201	\$150.00
001	02/18/26	NOEL LeBLANC	26-0123	1/2/26 DJ service	Misc-Public Relations	549046-57201	\$150.00
001	02/18/26	NOEL LeBLANC	26-0206	DJ SRVCS FOR FIRST FRIDAY	Misc-Public Relations	549046-57201	\$150.00
Check Total							\$450.00
CHECK # 14063							
001	02/18/26	TWO O EIGHT SECURITY, INC	JH-011426	SECURITY	Contracts-Florida Hwy Patrol	534101-53901	\$240.00
001	02/18/26	TWO O EIGHT SECURITY, INC	JH-010926	1/9/26 Traffic enforcement	Contracts-Florida Hwy Patrol	534101-53901	\$240.00
001	02/18/26	TWO O EIGHT SECURITY, INC	JH-011626	SECURITY	Contracts-Florida Hwy Patrol	534101-53901	\$240.00
001	02/18/26	TWO O EIGHT SECURITY, INC	JH-012026	SECURITY	Contracts-Florida Hwy Patrol	534101-53901	\$240.00
001	02/18/26	TWO O EIGHT SECURITY, INC	JH-012326	SECURITY	Contracts-Florida Hwy Patrol	534101-53901	\$240.00
001	02/18/26	TWO O EIGHT SECURITY, INC	JH-012826	SECURITY	Contracts-Florida Hwy Patrol	534101-53901	\$240.00
Check Total							\$1,440.00
CHECK # 14064							
001	02/20/26	HIMES ELECTRICAL SERVICE, INC.	25205	Replace GFI North Side of Courtyard	R&M-Electrical	546020-53901	\$193.00
Check Total							\$193.00
CHECK # 14065							
001	02/20/26	STEVEN D TURNER	ST-010626	FHP 01/06/26 4 hours incl travel time	Contracts-Florida Hwy Patrol	534101-53901	\$240.00
Check Total							\$240.00
CHECK # 14066							
001	02/26/26	COMPLETE I.T.	19180	Diagnosis of Keswick gate	R&M-Gate	546034-53901	\$330.00
Check Total							\$330.00
CHECK # 14067							
001	02/26/26	COOPER POOLS, INC.	498 - DEPOSIT	Feb power wash and repaint water features	R&M-Pools	546074-57201	\$1,440.00
Check Total							\$1,440.00

OAKSTEAD COMMUNITY DEVELOPMENT DISTRICT

Payment Register by Fund

For the Period from 02/01/2026 to 02/28/2026

(Sorted by Check / ACH No.)

Fund No.	Date	Payee	Invoice No.	Payment Description	Invoice / GL Description	G/L Account #	Amount Paid	
CHECK # 14068								
001	02/26/26	DAVID M. BECHTEL	022611	Transformer replacement	R&M-Landscape Lighting	546308-53901	\$543.00	
							Check Total	<u>\$543.00</u>
CHECK # 14069								
001	02/26/26	LLS TAX SOLUTIONS INC.	004074	Arbitrage Services period ended January 11, 2026.	ProfServ-Arbitrage Rebate	531002-51301	\$600.00	
							Check Total	<u>\$600.00</u>
CHECK # 14070								
001	02/26/26	A-Z TREE SERVICE	2465	Tree removal and grind	R&M-Trees and Trimming	546099-53901	\$900.00	
							Check Total	<u>\$900.00</u>
CHECK # 14071								
001	02/26/26	CLEARVUE ENVIROMENTAL LLC	1131	FEB 26 AQUATIC SERVICES	Contracts-Lakes	534084-53901	\$2,450.00	
							Check Total	<u>\$2,450.00</u>
CHECK # 14072								
001	02/26/26	COMPLETE I.T.	F98A9F41-0020	FEB 26 VOIP SEATS, PHONE, PHONE RENTALS	Communication - Telephone	541003-57201	\$208.71	
							Check Total	<u>\$208.71</u>
CHECK # 14073								
001	02/26/26	CROSSCREEK ENVIRONMENTAL	24652	Ponds 5A and 5C Debris Removal	R&M-Other Field	546063-53901	\$3,800.00	
							Check Total	<u>\$3,800.00</u>
CHECK # 14074								
001	02/26/26	HMJ SERVICES LLC	203377	WOODEN BRIDGE cleaning	R&M-Other Field	546063-57201	\$750.00	
							Check Total	<u>\$750.00</u>
CHECK # 14075								
001	02/26/26	INFRAMARK LLC	171480	Postage	Postage and Freight	541006-51301	\$27.38	
							Check Total	<u>\$27.38</u>
CHECK # 14076								
001	02/26/26	JUNIPER LANDSCAPING OF FLORIDA LLC	383231	Oakstead Cdd Second Center Median island Plant removal Sod	R&M-Other Landscape	546036-53901	\$2,730.00	
001	02/26/26	JUNIPER LANDSCAPING OF FLORIDA LLC	383217	February 2026 Irrigation Repair-Keswick Controller-Valve	R&M-Irrigation	546041-53901	\$644.43	
001	02/26/26	JUNIPER LANDSCAPING OF FLORIDA LLC	383214	January 2026 Completed Wet Check Repairs-Marchmont	R&M-Irrigation	546041-53901	\$94.45	
001	02/26/26	JUNIPER LANDSCAPING OF FLORIDA LLC	383216	January 2026 Irrigation Repair-Weymouth Controller-Diagnostic	R&M-Irrigation	546041-53901	\$390.00	
001	02/26/26	JUNIPER LANDSCAPING OF FLORIDA LLC	383215	January 2026 Completed Wet Check Repairs-Weymouth	R&M-Irrigation	546041-53901	\$288.99	
							Check Total	<u>\$4,147.87</u>
CHECK # 14077								
001	02/26/26	LLS TAX SOLUTIONS INC.	004052	Arbitrage Services Series 2016A	ProfServ-Arbitrage Rebate	531002-51301	\$600.00	
							Check Total	<u>\$600.00</u>
CHECK # 14078								
001	02/26/26	NOEL LeBLANC	26-0220	DJ Service for Friday 2 of 2 February 2026	Misc-Public Relations	549046-57201	\$150.00	
							Check Total	<u>\$150.00</u>
CHECK # 14079								
001	02/26/26	STEVEN D TURNER	ST-022326	2/23/2026 TRAFFIC ENFORCEMENT AND SECURITY PATROL	Contracts-Florida Hwy Patrol	534101-53901	\$240.00	
001	02/26/26	STEVEN D TURNER	ST-022426	2/24/26 TRAFFIC ENFORCEMENT AND SECURITY	Contracts-Florida Hwy Patrol	534101-53901	\$240.00	
							Check Total	<u>\$480.00</u>
CHECK # 14080								
001	02/26/26	STRALEY ROBIN VERICKER	27881	Services Rendered Through January 31, 2026	ProfServ-Legal Services	531023-51401	\$2,331.50	
							Check Total	<u>\$2,331.50</u>
CHECK # 300073								
001	02/06/26	DUKE ENERGY-ACH	011626-7010-ACH	BILL PRD 12/3-1/8/26	Electricity - Streetlights	543013-53901	\$7,976.24	
							Check Total	<u>\$7,976.24</u>

OAKSTEAD COMMUNITY DEVELOPMENT DISTRICT

Payment Register by Fund

For the Period from 02/01/2026 to 02/28/2026

(Sorted by Check / ACH No.)

Fund No.	Date	Payee	Invoice No.	Payment Description	Invoice / GL Description	G/L Account #	Amount Paid	
CHECK # 300074								
001	02/09/26	CHARTER COMMUNICATIONS - ACH	0030738012126	BILL PRD 1/21-2/20/26	Contracts-Gate Wi-Fi	534141-53901	\$621.05	
							Check Total	<u>\$621.05</u>
CHECK # 300075								
001	02/20/26	SPECTRUM - ACH	013026-8315-ACH	BILL PRD 01/30 - 02/28/26	R&M-Clubhouse	546015-57201	\$44.77	
							Check Total	<u>\$44.77</u>
CHECK # 300076								
001	02/20/26	PASCO COUNTY UTILITIES SERVICE - ACH	020426-ACH	BILL PRD 12/16-1/14/26	Utility - Reclaimed Water	543028-53901	\$239.37	
							Check Total	<u>\$239.37</u>
CHECK # 300077								
001	02/20/26	PASCO COUNTY UTILITIES SERVICE - ACH	020326-ACH	BILL PRD 12/16-1/14/26	Utility - Water & Sewer	543021-57201	\$642.08	
001	02/20/26	PASCO COUNTY UTILITIES SERVICE - ACH	020326-ACH	BILL PRD 12/16-1/14/26	Utility - Reclaimed Water	543028-53901	\$1,718.04	
							Check Total	<u>\$2,360.12</u>
CHECK # 300078								
001	02/20/26	TECO PEOPLES GAS - ACH	020326-2101-ACH	TECO GAS 1/1-1/29/26	Utility - Gas	543019-57201	\$67.41	
							Check Total	<u>\$67.41</u>
CHECK # 300079								
001	02/20/26	LOWE'S COMPANIES	020226-0316	R&M CLUBHOUSE	R&M-Irrigation	546041-53901	\$258.68	
							Check Total	<u>\$258.68</u>
CHECK # 300080								
001	02/25/26	WASTE CONNECTIONS OF FL - ACH	8711494W425	TRASH PICKUP	Utility - Refuse Removal	543020-57201	\$307.94	
							Check Total	<u>\$307.94</u>
CHECK # 300081								
001	02/26/26	DUKE ENERGY-ACH	021326-7010	BILL PRD 1/6-2/6/26	Electricity - Streetlights	543013-53901	\$7,312.93	
							Check Total	<u>\$7,312.93</u>
CHECK # DD01716								
001	02/20/26	TRUIST BANK-8900 ACH from #5221	012626-8900-ACH	Truist Bank CC 12/27/25 - 01/26/26	R&M-Other Field	546063-53901	\$57.73	
001	02/20/26	TRUIST BANK-8900 ACH from #5221	012626-8900-ACH	Truist Bank CC 12/27/25 - 01/26/26	Newsletter Printing/Supplies	549924-57201	\$1,485.48	
001	02/20/26	TRUIST BANK-8900 ACH from #5221	012626-8900-ACH	Truist Bank CC 12/27/25 - 01/26/26	Cleaning Supplies	551003-57201	\$113.53	
001	02/20/26	TRUIST BANK-8900 ACH from #5221	012626-8900-ACH	Truist Bank CC 12/27/25 - 01/26/26	Office Supplies	551002-57201	\$816.27	
001	02/20/26	TRUIST BANK-8900 ACH from #5221	012626-8900-ACH	Truist Bank CC 12/27/25 - 01/26/26	Miscellaneous Services	549001-53901	\$260.81	
001	02/20/26	TRUIST BANK-8900 ACH from #5221	012626-8900-ACH	Truist Bank CC 12/27/25 - 01/26/26	Misc-Public Relations	549046-57201	\$295.19	
							Check Total	<u>\$3,029.01</u>
							Fund Total	<u><u>\$510,220.73</u></u>

OAKSTEAD COMMUNITY DEVELOPMENT DISTRICT

Payment Register by Fund


For the Period from 02/01/2026 to 02/28/2026

(Sorted by Check / ACH No.)

Fund No.	Date	Payee	Invoice No.	Payment Description	Invoice / GL Description	G/L Account #	Amount Paid	
<u>SERIES 2016 A-1 DEBT SERVICE FUND - 204</u>								
CHECK # 14051								
204	02/16/26	OAKSTEAD C/O HANCOCK BANK	021226-A1	SER 2016 A-1 FY26 ASSMNTS	Due From Other Funds	131000	\$9,240.96	
							Check Total	\$9,240.96
							Fund Total	\$9,240.96
<hr/>								
<u>SERIES 2017 A-2 DEBT SERVICES FUND - 205</u>								
CHECK # 14062								
205	02/18/26	OAKSTEAD C/O HANCOCK BANK	A2-021226	SER 2017 A-2 FY26 ASSMNTS	Due From Other Funds	131000	\$7,987.61	
							Check Total	\$7,987.61
							Fund Total	\$7,987.61
<hr/>								
							Total Checks Paid	\$527,449.30

Brlitic Dvorak Inc

536 4th Ave South Unit 4
Saint Petersburg, FL 33701 US
(813) 361-1466
sbrletic@bdiengineers.com



INVOICE

BILL TO

Oakstead CDD
Inframark IMS
11555 Heron Bay Blvd
Suite 201
Coral Springs, Florida 33076

INVOICE 2277
DATE 12/29/2025
TERMS Net 30
DUE DATE 01/28/2026

PROJECT NAME

Oakstead CDD

	DESCRIPTION	QTY	RATE	AMOUNT
Project Manager	[December 02 - December 18]	4:00	210.00	840.00
Project Engineer	[December 08]	1:00	150.00	150.00
Field Manager	[December 19]	4:00	135.00	540.00

BALANCE DUE

\$1,530.00




Oakstead COMMUNITY DEVELOPMENT DISTRICT
Dec-25

	<u>HOURS</u>	<u>RATE</u>	<u>PERSON</u>	<u>TOTAL</u>
<u>CDD Activities</u>				
Board Meeting Prep, Attendance, Follow up Engineer's Reports/Invoicing	3.00	\$210	S. Brletic	\$630.00
Neighborhoods Street Drainage - Survey Bid Coordination, PER coordination	1.00	\$210 \$120 \$150	S. Brletic K. Wagner R. Dvorak	\$0.00 \$0.00 \$150.00
SWFWMD Inspection Deficiency Work Construction Administration Assistance	4.00	\$135	K. Wagner	\$540.00
4311 Marchmont Wall Issue Correspondence	1.00	\$210	S. Brletic	\$210.00
INVOICE TOTAL	9.00			\$1,530.00

Brlitic Dvorak Inc

536 4th Ave South Unit 4
Saint Petersburg, FL 33701 US
(813) 361-1466
sbrletic@bdiengineers.com



INVOICE

BILL TO
Oakstead CDD
Inframark IMS
11555 Heron Bay Blvd
Suite 201
Coral Springs, Florida 33076

INVOICE 2303
DATE 01/30/2026
TERMS Net 30
DUE DATE 03/01/2026

PROJECT NAME
Oakstead CDD

	DESCRIPTION	QTY	RATE	AMOUNT
Senior Inspector	[January 08 - January 14]	8:00	120.00	960.00
Project Manager	[January 14 - January 30]	2:00	210.00	420.00

BALANCE DUE

\$1,380.00




Oakstead COMMUNITY DEVELOPMENT DISTRICT
Jan-26

	<u>HOURS</u>	<u>RATE</u>	<u>PERSON</u>	<u>TOTAL</u>
<u>CDD Activities</u>				
Board Meeting Prep, Attendance, Follow up Engineer's Reports/Invoicing	1.00	\$210	S. Brletic	\$210.00
Neighborhoods Street Drainage - Survey Bid	1.00	\$210	S. Brletic	\$210.00
Coordination, PER coordination, PR document to DM	4.00	\$120	J. Whited	\$480.00
		\$150	R. Dvorak	\$0.00
SWFWMD Inspection Deficiency Work Construction Administration Assistance	4.00	\$120	K. Wagner	\$480.00
INVOICE TOTAL	10.00			\$1,380.00

Brlitic Dvorak Inc

536 4th Ave South Unit 4
Saint Petersburg, FL 33701 US
(813) 361-1466
sbrletic@bdiengineers.com



INVOICE

BILL TO
Oakstead CDD
Inframark IMS
11555 Heron Bay Blvd
Suite 201
Coral Springs, Florida 33076

INVOICE 2324
DATE 01/30/2026
TERMS Net 30
DUE DATE 03/01/2026

PROJECT NAME
SWFWMD SOI Task

DESCRIPTION

Task 1: SWFWMD Statement of Inspection (20804.000) (100% Complete)

BALANCE DUE

\$670.00

Straley Robin Vericker

1510 W. Cleveland Street

Tampa, FL 33606

Telephone (813) 223-9400

Federal Tax Id. - 20-1778458

Oakstead CDD
 ATTN: INFRAMARK - ACCTS PAYABLE
 210 N. UNIVERSITY DRIVE, SUITE 702
 CORAL SPRINGS, FL 33071

February 11, 2026
 Client: 001011
 Matter: 000001
 Invoice #: 27881

Page: 1

RE: General Matters

For Professional Services Rendered Through January 31, 2026

SERVICES

Date	Person	Description of Services	Hours	Amount
1/5/2026	KCH	EMAILS WITH SPECTRUM REPRESENTATIVE SEAN J TEMME REGARDING NON-EXCLUSIVE MARKETING AGREEMENT AND ADDITIONAL SECTIONS NEEDED; REVIEW COMPLAINT FILED BY JANICE CHIRIO AND ASSOCIATED SUMMONS AND INITIAL DISCLOSURES; EMAILS WITH J. WAIBELAT CORVEL REGARDING SAME.	1.5	\$457.50
1/14/2026	KCH	PREPARE WORK AUTHORIZATION FOR BDI FEATURING AMERICAN STRUCTURPOINTE; PREPARE SERVICES AGREEMENT FOR SURVEY WITH MRIC.	2.4	\$732.00
1/15/2026	MB	REVIEW EMAILS REGARDING DISTRICT SIDEWALK/TREE ROOT ISSUES; ATTEND PORTION OF DISTRICT BOARD MEETING (RELEASED AT 1:30pm).	1.9	\$579.50
1/19/2026	AM	DRAFT GENERAL ELECTION RESOLUTION.	0.4	\$70.00
1/20/2026	KCH	REVIEW OAKSTEAD AUDIT LETTER AND STATUS OF CURRENT LITIGATION; EMAILS WITH A. DE LA MORA REGARDING SAME; EMAILS WITH MANAGEMENT AND P. WOODS OF OLM REGARDING LANDSCAPE CONTRACT RENEWAL.	0.7	\$213.50
1/21/2026	AM	FINALIZE GENERAL ELECTION RESOLUTION; DISTRIBUTE TO DISTRICT MANAGER.	0.2	\$35.00
1/21/2026	KCH	REVIEW AND REVISE RESOLUTION FOR GENERAL ELECTIONS IN NOVEMBER 2026.	0.4	\$122.00
1/28/2026	KCH	REVIEW WORKSHOP AGENDA PACKAGE.	0.4	\$122.00
Total Professional Services			7.9	\$2,331.50

Total Services	\$2,331.50	
Total Disbursements	\$0.00	
Total Current Charges		\$2,331.50
Previous Balance		\$61.00
Less Payments		(\$61.00)
PAY THIS AMOUNT		\$2,331.50

Please Include Invoice Number on all Correspondence

OAKSTEAD COMMUNITY DEVELOPMENT DISTRICT

Payment Register by Fund

For the Period from 02/01/2026 to 02/28/2026

(Sorted by Check / ACH No.)

Fund No.	Date	Payee	Invoice No.	Payment Description	Invoice / GL Description	G/L Account #	Amount Paid	
GENERAL FUND - 001								
CHECK # 14032								
001	02/02/26	DAVID M. BECHTEL	012604	Replace light and transformer	R&M-Landscape Lighting	546308-53901	\$858.00	
							Check Total	\$858.00
CHECK # 14033								
001	02/02/26	FLORIDA FLAG AND PENNANT	15945	8X12 FLAG	R&M-Clubhouse	546015-57201	\$243.77	
							Check Total	\$243.77
CHECK # 14034								
001	02/02/26	JUNIPER LANDSCAPING OF FLORIDA LLC	378661	IRR REPAIRS	R&M-Irrigation	546041-53901	\$917.37	
001	02/02/26	JUNIPER LANDSCAPING OF FLORIDA LLC	378222	IRR REPAIRS	R&M-Irrigation	546041-53901	\$250.00	
001	02/02/26	JUNIPER LANDSCAPING OF FLORIDA LLC	378220	IRRIGATION REPAIRS	R&M-Irrigation	546041-53901	\$1,205.44	
001	02/02/26	JUNIPER LANDSCAPING OF FLORIDA LLC	378221	6 Irrigation Repair-Keswick/Clubhouse-Valve	R&M-Irrigation	546041-53901	\$978.20	
001	02/02/26	JUNIPER LANDSCAPING OF FLORIDA LLC	378219	IRRIGATION	R&M-Irrigation	546041-53901	\$160.84	
001	02/02/26	JUNIPER LANDSCAPING OF FLORIDA LLC	378218	Repair-Ballastone-Valve Replacement	R&M-Irrigation	546041-53901	\$623.27	
001	02/02/26	JUNIPER LANDSCAPING OF FLORIDA LLC	373961	IRRIGATION REPAIRS	R&M-Irrigation	546041-53901	\$1,003.24	
001	02/02/26	JUNIPER LANDSCAPING OF FLORIDA LLC	378078	STUMP GRINDING	R&M-Other Landscape	546036-53901	\$175.00	
001	02/02/26	JUNIPER LANDSCAPING OF FLORIDA LLC	377691	SOD REPLACEMENT	R&M-Other Landscape	546036-53901	\$1,235.00	
							Check Total	\$6,548.36
CHECK # 14035								
001	02/02/26	OAKSTEAD CDD	JAN3026-1859	TRFR FR 1859 TO BU 0682	Cash with Fiscal Agent	103000	\$415,000.00	
							Check Total	\$415,000.00
CHECK # 14036								
001	02/02/26	STEVEN D TURNER	012626-	TRAFFIC ENFORCEMENT AND SECURITY PATR	Contracts-Florida Hwy Patrol	534101-53901	\$240.00	
							Check Total	\$240.00
CHECK # 14037								
001	02/02/26	TWO O EIGHT SECURITY, INC	122225-	SECURITY	Contracts-Florida Hwy Patrol	534101-53901	\$240.00	
001	02/02/26	TWO O EIGHT SECURITY, INC	122925-	SECURITY	Contracts-Florida Hwy Patrol	534101-53901	\$240.00	
001	02/02/26	TWO O EIGHT SECURITY, INC	120125	SECURITY	Contracts-Florida Hwy Patrol	534101-53901	\$240.00	
001	02/02/26	TWO O EIGHT SECURITY, INC	120925-	SECURITY	Contracts-Florida Hwy Patrol	534101-53901	\$240.00	
001	02/02/26	TWO O EIGHT SECURITY, INC	121225-	SECURITY SVCS	Contracts-Florida Hwy Patrol	534101-53901	\$240.00	
001	02/02/26	TWO O EIGHT SECURITY, INC	121525-	SECURITY	Contracts-Florida Hwy Patrol	534101-53901	\$240.00	
							Check Total	\$1,440.00
CHECK # 14038								
001	02/02/26	ZACH HORL'S PAINTING SVC, LLC	O-911-25	KIDDIE PLAYGROUND	R&M-Clubhouse	546015-57201	\$495.00	
001	02/02/26	ZACH HORL'S PAINTING SVC, LLC	O-910-25	PLAYGROUND MAINT	R&M-Clubhouse	546015-57201	\$820.00	
001	02/02/26	ZACH HORL'S PAINTING SVC, LLC	O-909-25	CLUBHOUSE EXIT DOOR	R&M-Clubhouse	546015-57201	\$570.00	
							Check Total	\$1,885.00
CHECK # 14039								
001	02/04/26	BIG DOG LEO SERVICES, LLC	020126-	TRAFFIC ENFORCEMENT AND SECURITY PATROL	Contracts-Florida Hwy Patrol	534101-53901	\$150.00	
001	02/04/26	BIG DOG LEO SERVICES, LLC	010126-	TRAFFIC ENFORCEMENT AND SECURITY PATROL	Contracts-Florida Hwy Patrol	534101-53901	\$150.00	
							Check Total	\$300.00
CHECK # 14040								
001	02/04/26	BRLETIC DVORAK, INC.	2277	Engineer services Dec 2025	ProfServ-Engineering	531013-51501	\$1,530.00	
							Check Total	\$1,530.00
CHECK # 14041								
001	02/04/26	CLEARVUE ENVIROMENTAL LLC	1100	JAN 26 AQUATIC SERVICES	Contracts-Lakes	534084-53901	\$2,450.00	
							Check Total	\$2,450.00

OAKSTEAD COMMUNITY DEVELOPMENT DISTRICT

Payment Register by Fund

For the Period from 02/01/2026 to 02/28/2026

(Sorted by Check / ACH No.)

Fund No.	Date	Payee	Invoice No.	Payment Description	Invoice / GL Description	G/L Account #	Amount Paid
CHECK # 14042							
001	02/04/26	COMPLETE I.T.	19035	FEB 26 MSP PLAN CLOUD BACKUP & MS OFFICE 365	Contracts-Computer Support	534124-57201	\$192.95
001	02/04/26	COMPLETE I.T.	19036	JAN 26 GOOGLE EMAIL (10) WITH VAULT	Contracts-Computer Support	534124-57201	\$165.00
001	02/04/26	COMPLETE I.T.	19052	FEB 26 MONITORED BURGLAR ALARM SYSTEM	Contracts-Security Services	534037-57201	\$65.00
001	02/04/26	COMPLETE I.T.	19092	Brivo Access Standard Edition	R&M-Clubhouse	546015-57201	\$53.00
001	02/04/26	COMPLETE I.T.	18792	JAN 2026 LIFTMASTER VOIP & CLOUD HOSTING	Contracts-Gate Cloud Lift Master	534143-53901	\$510.00
001	02/04/26	COMPLETE I.T.	18830	Brivo Access Standard Edition	R&M-Clubhouse	546015-57201	\$53.00
001	02/04/26	COMPLETE I.T.	F98A9F41-0019	JAN 26 VOIP SEATS, PHONE #, PHONE RENTALS	Communication - Telephone	541003-57201	\$208.71
001	02/04/26	COMPLETE I.T.	F98A9F1-0010	APR 25 VOIP SEATS, PHONE #, PHONE RENTALS	Communication - Telephone	541003-57201	\$175.90
Check Total							\$1,423.56
CHECK # 14043							
001	02/04/26	CULLIGAN GULF COAST WATER CONDITIONING, INC 1004414		COOLER RENTAL	Op Supplies - Clubhouse	552003-57201	\$7.00
001	02/04/26	CULLIGAN GULF COAST WATER CONDITIONING, INC 46289TO		Bottled Water	Op Supplies - Clubhouse	552003-57201	\$36.00
001	02/04/26	CULLIGAN GULF COAST WATER CONDITIONING, INC 1004552		COOLER RENTAL	Op Supplies - Clubhouse	552003-57201	\$7.00
Check Total							\$50.00
CHECK # 14044							
001	02/04/26	INFRAMARK LLC	167741	JAN 26 District Mgmt Services	ProfServ-Mgmt Consulting	531027-51201	\$5,048.83
001	02/04/26	INFRAMARK LLC	167741	JAN 26 District Mgmt Services	Printing and Binding	547001-51301	\$8.33
001	02/04/26	INFRAMARK LLC	170590	FEB 26 District Mgmt Services	ProfServ-Mgmt Consulting	531027-51201	\$5,048.83
001	02/04/26	INFRAMARK LLC	170590	FEB 26 District Mgmt Services	Printing and Binding	547001-51301	\$8.33
Check Total							\$10,114.32
CHECK # 14045							
001	02/04/26	OLM	46668	01/20/26 LANDSCAPE INSPECTION	Contracts-Landscape Consultant	534062-53901	\$1,620.00
Check Total							\$1,620.00
CHECK # 14047							
001	02/04/26	STEVEN D TURNER	020126	SEC SVCS 2/1/26	Contracts-Florida Hwy Patrol	534101-53901	\$240.00
001	02/04/26	STEVEN D TURNER	010626-	TRAFFIC ENFORCEMENT AND SECURITY PATROL	Contracts-Florida Hwy Patrol	534101-53901	\$240.00
Check Total							\$480.00
CHECK # 14048							
001	02/16/26	COMPLETE I.T.	19123	Quarterly Gate Maintnace Q1 2026	R&M-Gate	546034-57201	\$1,800.00
Check Total							\$1,800.00
CHECK # 14049							
001	02/16/26	DAVID M. BECHTEL	022601	CHRISTMAS LIGHTING	Misc-Holiday Lighting	549028-53901	\$340.00
Check Total							\$340.00
CHECK # 14050							
001	02/16/26	FEDEX	9-154-90475	Fed Ex services	Postage and Freight	541006-51301	\$17.64
Check Total							\$17.64
CHECK # 14052							
001	02/16/26	STEVEN D TURNER	020326	TRAFFIC ENFORCEMENT AND SECURITY PATROL	Contracts-Florida Hwy Patrol	534101-53901	\$240.00
001	02/16/26	STEVEN D TURNER	020226	TRAFFIC ENFORCEMENT AND SECURITY PATROL	Contracts-Florida Hwy Patrol	534101-53901	\$240.00
Check Total							\$480.00
CHECK # 14053							
001	02/18/26	BRLETIC DVORAK, INC.	2303	ENG SRVCS	ProfServ-Engineering	531013-51501	\$1,380.00
001	02/18/26	BRLETIC DVORAK, INC.	2324	ENG SRVCS	ProfServ-Engineering	531013-51501	\$670.00
Check Total							\$2,050.00
CHECK # 14054							
001	02/18/26	CLEAN SWEEP SUPPLY CO., INC.	15473	Cleaning supplies	Cleaning Supplies	551003-57201	\$67.85
Check Total							\$67.85

OAKSTEAD COMMUNITY DEVELOPMENT DISTRICT

Payment Register by Fund

For the Period from 02/01/2026 to 02/28/2026

(Sorted by Check / ACH No.)

Fund No.	Date	Payee	Invoice No.	Payment Description	Invoice / GL Description	G/L Account #	Amount Paid
CHECK # 14055							
001	02/18/26	COMPLETE I.T.	19113	GATE RECEIVER	Contracts-Gate Cloud Lift Master	534143-53901	\$409.99
001	02/18/26	COMPLETE I.T.	19053	MISC SRVCS-TECH	Contracts-Gate CCTV	534142-53901	\$446.50
001	02/18/26	COMPLETE I.T.	19054	FEB 2026 LIFTMASTER VOIP & CLOUD	Contracts-Gate Cloud Lift Master	534143-53901	\$510.00
001	02/18/26	COMPLETE I.T.	19109	EAGLE EYE CAMERA	Contracts-Computer Support	534124-53901	\$2,200.00
001	02/18/26	COMPLETE I.T.	19151	TROUBLESHOOTING KESWICK GATE CALL BOX	R&M-Gate	546034-53901	\$330.00
Check Total							\$3,896.49
CHECK # 14056							
001	02/18/26	COOPER POOLS, INC.	2026-1128	MONTHLY CLEANING CONTRACT	Contracts-Pools	534078-57201	\$3,940.00
Check Total							\$3,940.00
CHECK # 14057							
001	02/18/26	CROSSCREEK ENVIRONMENTAL	24191	Mechanical Vegetation Removal	R&M-Other Field	546063-53901	\$7,455.00
Check Total							\$7,455.00
CHECK # 14058							
001	02/18/26	HMJ SERVICES LLC	201656	LONG BRIDGE	R&M-Other Field	546063-57201	\$1,500.00
Check Total							\$1,500.00
CHECK # 14059							
001	02/18/26	HUNT TALENT, LLC	HT-041826	SPECIAL EVENTS	Misc-Public Relations	549046-57201	\$40.00
Check Total							\$40.00
CHECK # 14060							
001	02/18/26	JUNIPER LANDSCAPING OF FLORIDA LLC	380486	DEC IRR REPAIRS	R&M-Irrigation	546041-53901	\$411.77
001	02/18/26	JUNIPER LANDSCAPING OF FLORIDA LLC	380487	DEC IRR REPAIRS	R&M-Irrigation	546041-53901	\$739.99
Check Total							\$1,151.76
CHECK # 14061							
001	02/18/26	NOEL LeBLANC	26-0109	1/2/26 DJ service	Misc-Public Relations	549046-57201	\$150.00
001	02/18/26	NOEL LeBLANC	26-0123	1/2/26 DJ service	Misc-Public Relations	549046-57201	\$150.00
001	02/18/26	NOEL LeBLANC	26-0206	DJ SRVCS FOR FIRST FRIDAY	Misc-Public Relations	549046-57201	\$150.00
Check Total							\$450.00
CHECK # 14063							
001	02/18/26	TWO O EIGHT SECURITY, INC	JH-011426	SECURITY	Contracts-Florida Hwy Patrol	534101-53901	\$240.00
001	02/18/26	TWO O EIGHT SECURITY, INC	JH-010926	1/9/26 Traffic enforcement	Contracts-Florida Hwy Patrol	534101-53901	\$240.00
001	02/18/26	TWO O EIGHT SECURITY, INC	JH-011626	SECURITY	Contracts-Florida Hwy Patrol	534101-53901	\$240.00
001	02/18/26	TWO O EIGHT SECURITY, INC	JH-012026	SECURITY	Contracts-Florida Hwy Patrol	534101-53901	\$240.00
001	02/18/26	TWO O EIGHT SECURITY, INC	JH-012326	SECURITY	Contracts-Florida Hwy Patrol	534101-53901	\$240.00
001	02/18/26	TWO O EIGHT SECURITY, INC	JH-012826	SECURITY	Contracts-Florida Hwy Patrol	534101-53901	\$240.00
Check Total							\$1,440.00
CHECK # 14064							
001	02/20/26	HIMES ELECTRICAL SERVICE, INC.	25205	Replace GFI North Side of Courtyard	R&M-Electrical	546020-53901	\$193.00
Check Total							\$193.00
CHECK # 14065							
001	02/20/26	STEVEN D TURNER	ST-010626	FHP 01/06/26 4 hours incl travel time	Contracts-Florida Hwy Patrol	534101-53901	\$240.00
Check Total							\$240.00
CHECK # 14066							
001	02/26/26	COMPLETE I.T.	19180	Diagnosis of Keswick gate	R&M-Gate	546034-53901	\$330.00
Check Total							\$330.00
CHECK # 14067							
001	02/26/26	COOPER POOLS, INC.	498 - DEPOSIT	Feb power wash and repaint water features	R&M-Pools	546074-57201	\$1,440.00
Check Total							\$1,440.00

OAKSTEAD COMMUNITY DEVELOPMENT DISTRICT

Payment Register by Fund

For the Period from 02/01/2026 to 02/28/2026

(Sorted by Check / ACH No.)

Fund No.	Date	Payee	Invoice No.	Payment Description	Invoice / GL Description	G/L Account #	Amount Paid
CHECK # 14068							
001	02/26/26	DAVID M. BECHTEL	022611	Transformer replacement	R&M-Landscape Lighting	546308-53901	\$543.00
							Check Total
							<u>\$543.00</u>
CHECK # 14069							
001	02/26/26	LLS TAX SOLUTIONS INC.	004074	Arbitrage Services period ended January 11, 2026.	ProfServ-Arbitrage Rebate	531002-51301	\$600.00
							Check Total
							<u>\$600.00</u>
CHECK # 14070							
001	02/26/26	A-Z TREE SERVICE	2465	Tree removal and grind	R&M-Trees and Trimming	546099-53901	\$900.00
							Check Total
							<u>\$900.00</u>
CHECK # 14071							
001	02/26/26	CLEARVUE ENVIROMENTAL LLC	1131	FEB 26 AQUATIC SERVICES	Contracts-Lakes	534084-53901	\$2,450.00
							Check Total
							<u>\$2,450.00</u>
CHECK # 14072							
001	02/26/26	COMPLETE I.T.	F98A9F41-0020	FEB 26 VOIP SEATS, PHONE, PHONE RENTALS	Communication - Telephone	541003-57201	\$208.71
							Check Total
							<u>\$208.71</u>
CHECK # 14073							
001	02/26/26	CROSSCREEK ENVIRONMENTAL	24652	Ponds 5A and 5C Debris Removal	R&M-Other Field	546063-53901	\$3,800.00
							Check Total
							<u>\$3,800.00</u>
CHECK # 14074							
001	02/26/26	HMJ SERVICES LLC	203377	WOODEN BRIDGE cleaning	R&M-Other Field	546063-57201	\$750.00
							Check Total
							<u>\$750.00</u>
CHECK # 14075							
001	02/26/26	INFRAMARK LLC	171480	Postage	Postage and Freight	541006-51301	\$27.38
							Check Total
							<u>\$27.38</u>
CHECK # 14076							
001	02/26/26	JUNIPER LANDSCAPING OF FLORIDA LLC	383231	Oakstead Cdd Second Center Median island Plant removal Sod	R&M-Other Landscape	546036-53901	\$2,730.00
001	02/26/26	JUNIPER LANDSCAPING OF FLORIDA LLC	383217	February 2026 Irrigation Repair-Keswick Controller-Valve	R&M-Irrigation	546041-53901	\$644.43
001	02/26/26	JUNIPER LANDSCAPING OF FLORIDA LLC	383214	January 2026 Completed Wet Check Repairs-Marchmont	R&M-Irrigation	546041-53901	\$94.45
001	02/26/26	JUNIPER LANDSCAPING OF FLORIDA LLC	383216	January 2026 Irrigation Repair-Weymouth Controller-Diagnostic	R&M-Irrigation	546041-53901	\$390.00
001	02/26/26	JUNIPER LANDSCAPING OF FLORIDA LLC	383215	January 2026 Completed Wet Check Repairs-Weymouth	R&M-Irrigation	546041-53901	\$288.99
							Check Total
							<u>\$4,147.87</u>
CHECK # 14077							
001	02/26/26	LLS TAX SOLUTIONS INC.	004052	Arbitrage Services Series 2016A	ProfServ-Arbitrage Rebate	531002-51301	\$600.00
							Check Total
							<u>\$600.00</u>
CHECK # 14078							
001	02/26/26	NOEL LeBLANC	26-0220	DJ Service for Friday 2 of 2 February 2026	Misc-Public Relations	549046-57201	\$150.00
							Check Total
							<u>\$150.00</u>
CHECK # 14079							
001	02/26/26	STEVEN D TURNER	ST-022326	2/23/2026 TRAFFIC ENFORCEMENT AND SECURITY PATROL	Contracts-Florida Hwy Patrol	534101-53901	\$240.00
001	02/26/26	STEVEN D TURNER	ST-022426	2/24/26 TRAFFIC ENFORCEMENT AND SECURITY	Contracts-Florida Hwy Patrol	534101-53901	\$240.00
							Check Total
							<u>\$480.00</u>
CHECK # 14080							
001	02/26/26	STRALEY ROBIN VERICKER	27881	Services Rendered Through January 31, 2026	ProfServ-Legal Services	531023-51401	\$2,331.50
							Check Total
							<u>\$2,331.50</u>
CHECK # 300073							
001	02/06/26	DUKE ENERGY-ACH	011626-7010-ACH	BILL PRD 12/3-1/8/26	Electricity - Streetlights	543013-53901	\$7,976.24
							Check Total
							<u>\$7,976.24</u>

OAKSTEAD COMMUNITY DEVELOPMENT DISTRICT

Payment Register by Fund

For the Period from 02/01/2026 to 02/28/2026

(Sorted by Check / ACH No.)

Fund No.	Date	Payee	Invoice No.	Payment Description	Invoice / GL Description	G/L Account #	Amount Paid	
CHECK # 300074								
001	02/09/26	CHARTER COMMUNICATIONS - ACH	0030738012126	BILL PRD 1/21-2/20/26	Contracts-Gate Wi-Fi	534141-53901	\$621.05	
							Check Total	<u>\$621.05</u>
CHECK # 300075								
001	02/20/26	SPECTRUM - ACH	013026-8315-ACH	BILL PRD 01/30 - 02/28/26	R&M-Clubhouse	546015-57201	\$44.77	
							Check Total	<u>\$44.77</u>
CHECK # 300076								
001	02/20/26	PASCO COUNTY UTILITIES SERVICE - ACH	020426-ACH	BILL PRD 12/16-1/14/26	Utility - Reclaimed Water	543028-53901	\$239.37	
							Check Total	<u>\$239.37</u>
CHECK # 300077								
001	02/20/26	PASCO COUNTY UTILITIES SERVICE - ACH	020326-ACH	BILL PRD 12/16-1/14/26	Utility - Water & Sewer	543021-57201	\$642.08	
001	02/20/26	PASCO COUNTY UTILITIES SERVICE - ACH	020326-ACH	BILL PRD 12/16-1/14/26	Utility - Reclaimed Water	543028-53901	\$1,718.04	
							Check Total	<u>\$2,360.12</u>
CHECK # 300078								
001	02/20/26	TECO PEOPLES GAS - ACH	020326-2101-ACH	TECO GAS 1/1-1/29/26	Utility - Gas	543019-57201	\$67.41	
							Check Total	<u>\$67.41</u>
CHECK # 300079								
001	02/20/26	LOWE'S COMPANIES	020226-0316	R&M CLUBHOUSE	R&M-Irrigation	546041-53901	\$258.68	
							Check Total	<u>\$258.68</u>
CHECK # 300080								
001	02/25/26	WASTE CONNECTIONS OF FL - ACH	8711494W425	TRASH PICKUP	Utility - Refuse Removal	543020-57201	\$307.94	
							Check Total	<u>\$307.94</u>
CHECK # 300081								
001	02/26/26	DUKE ENERGY-ACH	021326-7010	BILL PRD 1/6-2/6/26	Electricity - Streetlights	543013-53901	\$7,312.93	
							Check Total	<u>\$7,312.93</u>
CHECK # DD01716								
001	02/20/26	TRUIST BANK-8900 ACH from #5221	012626-8900-ACH	Truist Bank CC 12/27/25 - 01/26/26	R&M-Other Field	546063-53901	\$57.73	
001	02/20/26	TRUIST BANK-8900 ACH from #5221	012626-8900-ACH	Truist Bank CC 12/27/25 - 01/26/26	Newsletter Printing/Supplies	549924-57201	\$1,485.48	
001	02/20/26	TRUIST BANK-8900 ACH from #5221	012626-8900-ACH	Truist Bank CC 12/27/25 - 01/26/26	Cleaning Supplies	551003-57201	\$113.53	
001	02/20/26	TRUIST BANK-8900 ACH from #5221	012626-8900-ACH	Truist Bank CC 12/27/25 - 01/26/26	Office Supplies	551002-57201	\$816.27	
001	02/20/26	TRUIST BANK-8900 ACH from #5221	012626-8900-ACH	Truist Bank CC 12/27/25 - 01/26/26	Miscellaneous Services	549001-53901	\$260.81	
001	02/20/26	TRUIST BANK-8900 ACH from #5221	012626-8900-ACH	Truist Bank CC 12/27/25 - 01/26/26	Misc-Public Relations	549046-57201	\$295.19	
							Check Total	<u>\$3,029.01</u>
							Fund Total	<u><u>\$510,220.73</u></u>

OAKSTEAD COMMUNITY DEVELOPMENT DISTRICT

Payment Register by Fund

For the Period from 02/01/2026 to 02/28/2026

(Sorted by Check / ACH No.)

Fund No.	Date	Payee	Invoice No.	Payment Description	Invoice / GL Description	G/L Account #	Amount Paid
----------	------	-------	-------------	---------------------	--------------------------	---------------	-------------

SERIES 2016 A-1 DEBT SERVICE FUND - 204

CHECK # 14051

204	02/16/26	OAKSTEAD C/O HANCOCK BANK	021226-A1	SER 2016 A-1 FY26 ASSMNTS	Due From Other Funds	131000	\$9,240.96
-----	----------	---------------------------	-----------	---------------------------	----------------------	--------	------------

Check Total \$9,240.96

Fund Total \$9,240.96

SERIES 2017 A-2 DEBT SERVICES FUND - 205

CHECK # 14062

205	02/18/26	OAKSTEAD C/O HANCOCK BANK	A2-021226	SER 2017 A-2 FY26 ASSMNTS	Due From Other Funds	131000	\$7,987.61
-----	----------	---------------------------	-----------	---------------------------	----------------------	--------	------------

Check Total \$7,987.61

Fund Total \$7,987.61

Total Checks Paid \$527,449.30

Oakstead Community Development District
 Expenditure Report - General Fund
 For the Period(s) from Oct 01, 2025 to Feb 28, 2026
 (Sorted by Department)

Posting Date	Account #	Document #	Trans. Type	Vendor Name	Description	Amount
--------------	-----------	------------	-------------	-------------	-------------	--------

DEPARTMENT NAME: LEGISLATIVE

Account Name: P/R-Board of Supervisors

10/08/25	511001-51101-5000	BOS WKSHP			ADP Wages - BOS	1,000.00
10/09/25	511001-51101-5000	BOS			ADP Wages-BOS	1,000.00
10/17/25	511001-51101-5000	BOS OCT MTG			ADP Wages-BOS OCT MTG	1,000.00
11/24/25	511001-51101-5000	BOS WKSHP			ADP Wages-BOS	800.00
11/24/25	511001-51101-5000	BOS WKSHP			ADP Wages-BOS	200.00
11/24/25	511001-51101-5000	BOS MTG			ADP Wages-BOS	800.00
11/24/25	511001-51101-5000	BOS MTG			ADP Wages-BOS	200.00
12/03/25	511001-51101-5000	BOS MTG			ADP Wages- BOS	800.00
12/30/25	511001-51101-5000	BOS MTG			ADP Wages	800.00
12/30/25	511001-51101-5000	BOS MTG			Payroll-Salary	200.00
01/30/26	511001-51101-5000	ADP00086			ADP WAGES	1,800.00
02/05/26	511001-51101-5000	ADP00089			ADP WAGES	800.00
02/25/26	511001-51101-5000	ADP00090			ADP WAGES	800.00

YTD Total	10,200.00
Annual Budget	\$24,000.00
<i>Amount Remaining / (Budget overage)</i>	\$13,800.00
<i>% of Budget</i>	42.5%

Account Name: FICA Taxes

10/08/25	521001-51101-5000	BOS WKSHP			ER FICA	76.50
10/09/25	521001-51101-5000	BOS			ER FICA	76.50
10/17/25	521001-51101-5000	BOS OCT MTG			ER FICA	76.50
11/24/25	521001-51101-5000	BOS WKSHP			ER FICA	76.50
11/24/25	521001-51101-5000	BOS MTG			ER FICA	76.50
12/03/25	521001-51101-5000	BOS MTG			ER FICA	61.20
12/30/25	521001-51101-5000	BOS MTG			ER FICA	76.50

YTD Total	520.20
Annual Budget	\$1,836.00
<i>Amount Remaining / (Budget overage)</i>	\$1,315.80
<i>% of Budget</i>	28.3%

Legislative Department Total:	\$10,720.20
--------------------------------------	--------------------



Oakstead
Community Development District

**FISCAL YEAR 2027
PROPOSED BUDGET**

April 9, 2026

CLEAR PARTNERSHIPS





Page #

OPERATING BUDGET

General Fund

Summary of Revenues, Expenditures and Changes in Fund Balances	1-3
Exhibit A - Allocation of Fund Balances	4
Budget Narrative	5-10

DEBT SERVICE BUDGETS

Series 2016 A-1

Summary of Revenues, Expenditures and Changes in Fund Balances	11
Amortization Schedule	12


Series 2017 A-2

Summary of Revenues, Expenditures and Changes in Fund Balances	13
Amortization Schedule	14
Budget Narrative	15-16

SUPPORTING BUDGET SCHEDULE

Comparison of Assessment Rates	17-18
--------------------------------------	-------





Oakstead

Community Development District

Operating Budget

FY 2027



Summary of Revenues Expenditures and Changes in Fund Balance
Fiscal Year 2027 Budget
General Fund 001

ACCOUNT DESCRIPTION	ADOPTED	ACTUAL	PROJECTED	TOTAL	ANNUAL
	BUDGET FY 2026	THRU 2/28/2026	March- 9/30/2026	PROJECTED FY 2026	BUDGET FY 2027
REVENUES					
Interest - Investments	\$20,000.00	\$9,729.00	\$13,944.90	\$23,673.90	\$20,000.00
Room Rentals	\$6,000.00	\$1,400.00	\$2,006.67	\$3,406.67	\$3,400.00
Special Events	\$1,000.00	\$932.00	\$68.00	\$1,000.00	\$1,000.00
Other Charges For Services	\$2,500.00	\$370.00	\$2,130.00	\$2,500.00	\$0.00
Special Assmnts- Tax Collector	\$1,162,983.00	\$1,118,967.00	\$44,016.00	\$1,162,983.00	\$1,515,547.18
Special Assmnts- Discounts	-\$46,519.00	-\$44,088.00	\$0.00	-\$44,088.00	-\$60,621.89
Other Miscellaneous Revenues	\$500.00	\$0.00	\$500.00	\$500.00	\$500.00
Non-Resident Members	\$0.00	\$1,700.00	\$0.00	\$1,700.00	\$0.00
Gate Bar Code/Remotes	\$4,000.00	\$1,836.00	\$2,164.00	\$4,000.00	\$4,000.00
TOTAL REVENUES	\$1,150,464.00	\$1,090,846.00	\$64,829.57	\$1,155,675.57	\$1,483,825.29
EXPENDITURES					
<i>Administrative</i>					
P/R-Board of Supervisors	\$24,000.00	\$10,200.00	\$13,800.00	\$24,000.00	\$24,000.00
FICA Taxes	\$1,836.00	\$520.00	\$1,316.00	\$1,836.00	\$1,836.00
ProfServ-Arbitrage Rebate	\$1,200.00	\$1,200.00	\$0.00	\$1,200.00	\$1,200.00
ProfServ-Engineering	\$17,000.00	\$8,333.00	\$8,667.00	\$17,000.00	\$17,000.00
ProfServ-Legal Services	\$10,000.00	\$5,029.00	\$4,971.00	\$10,000.00	\$10,000.00
ProfServ-Mgmt Consulting	\$60,586.00	\$25,244.00	\$35,342.00	\$60,586.00	\$62,403.58
ProfServ-Property Appraiser	\$150.00	\$0.00	\$150.00	\$150.00	\$150.00
ProfServ-Special Assessment	\$12,000.00	\$12,000.00	\$0.00	\$12,000.00	\$12,000.00
ProfServ-Trustee Fees	\$5,000.00	\$5,000.00	\$0.00	\$5,000.00	\$5,000.00
ProfServ-Web Site Development	\$1,553.00	\$0.00	\$1,553.00	\$1,553.00	\$1,599.59
Auditing Services	\$7,200.00	\$7,300.00	\$0.00	\$7,300.00	\$7,300.00
Postage and Freight	\$1,200.00	\$141.00	\$1,059.00	\$1,200.00	\$1,200.00
Insurance - General Liability	\$16,101.00	\$17,733.00	\$0.00	\$17,733.00	\$18,264.99
Printing and Binding	\$800.00	\$0.00	\$800.00	\$800.00	\$800.00
Legal Advertising	\$1,347.00	\$247.00	\$1,100.00	\$1,347.00	\$1,347.00
Misc-Bank Charges	\$850.00	\$1,037.00	\$0.00	\$1,037.00	\$850.00
Misc-Assessment Collection Cost	\$23,260.00	\$21,498.00	\$1,762.00	\$23,260.00	\$30,310.94
Misc-Credit Card Fees	\$600.00	\$830.00	\$0.00	\$830.00	\$0.00
Office Supplies	\$100.00	\$42.00	\$58.00	\$100.00	\$100.00
Annual District Filing Fee	\$175.00	\$175.00	\$0.00	\$175.00	\$175.00
Total Administrative	\$184,957.00	\$116,529.00	\$70,578.00	\$187,107.00	\$195,537.10

Oakstead
Community Development District

General Fund

ACCOUNT DESCRIPTION	ADOPTED	ACTUAL	PROJECTED	TOTAL	ANNUAL
	BUDGET	THRU	March-	PROJECTED	BUDGET
	FY 2026	2/28/2026	9/30/2026	FY 2026	FY 2027
Field					
Contracts-Landscape	\$259,410.00	\$104,225.00	\$155,185.00	\$259,410.00	\$259,410.00
Contracts-Landscape Consultant	\$19,440.00	\$9,720.00	\$9,720.00	\$19,440.00	\$19,440.00
Contracts-Mulch	\$31,900.00	\$31,900.00	\$0.00	\$31,900.00	\$31,900.00
Contracts-Lakes	\$30,348.00	\$12,250.00	\$17,558.33	\$29,808.33	\$30,348.00
Contracts-Florida Hwy Patrol	\$29,808.00	\$0.00	\$29,808.00	\$29,808.00	\$29,808.00
Contracts-Annuals	\$25,200.00	\$0.00	\$7,500.00	\$7,500.00	\$6,200.00
Contracts-Gate Wi-Fi	\$6,000.00	\$3,155.00	\$4,522.17	\$7,677.17	\$7,700.00
Contracts-Gate CCTV	\$8,580.00	\$1,919.00	\$6,661.00	\$8,580.00	\$8,580.00
Contracts-Gate Cloud Lift Master	\$4,572.00	\$2,960.00	\$1,612.00	\$4,572.00	\$4,572.00
Electricity - Streetlights	\$99,000.00	\$37,454.00	\$53,684.07	\$91,138.07	\$99,000.00
Utility - Reclaimed Water	\$22,921.00	\$7,668.00	\$10,990.80	\$18,658.80	\$22,921.00
Insurance - Property	\$0.00	\$22,258.00	\$0.00	\$22,258.00	\$25,213.00
R&M-Electrical	\$1,500.00	\$333.00	\$1,167.00	\$1,500.00	\$1,500.00
R&M-Gate	\$10,000.00	\$10,988.00	\$0.00	\$10,988.00	\$11,000.00
R&M-Other Landscape	\$10,000.00	\$9,159.00	\$841.00	\$10,000.00	\$10,000.00
R&M-Irrigation	\$22,000.00	\$14,630.00	\$7,370.00	\$22,000.00	\$22,000.00
R&M-Other Field	\$13,813.00	\$17,916.00	\$0.00	\$17,916.00	\$14,000.00
R&M-Sidewalks	\$10,000.00	\$0.00	\$10,000.00	\$10,000.00	\$115,000.00
R&M-Trees and Trimming	\$16,000.00	\$3,960.00	\$12,040.00	\$16,000.00	\$100,000.00
R&M-Roads	\$2,500.00	\$0.00	\$2,500.00	\$2,500.00	\$100,000.00
R&M-Pressure Washing	\$6,000.00	\$0.00	\$6,000.00	\$6,000.00	\$6,000.00
R&M-Landscape Lighting	\$2,000.00	\$2,031.00	\$0.00	\$2,031.00	\$2,000.00
Misc-Holiday Lighting	\$8,500.00	\$9,779.00	\$0.00	\$9,779.00	\$8,500.00
Misc-Property Taxes	\$3,200.00	\$0.00	\$3,200.00	\$3,200.00	\$3,200.00
Misc-Contingency	\$36,985.00	\$0.00	\$36,985.00	\$36,985.00	\$37,828.00
Reserve - Landscaping	\$3,400.00	\$39,367.00	\$0.00	\$39,367.00	\$0.00
Reserve - Roadways	\$0.00	\$106,929.00	\$0.00	\$106,929.00	\$0.00
Reserve - Sidewalks	\$0.00	\$38,728.00	\$0.00	\$38,728.00	\$0.00
Reserve-Tree Rem./Replacem.	\$0.00	\$32,425.00	\$0.00	\$32,425.00	\$0.00
Total Field	\$683,077.00	\$519,754.00	\$377,344.37	\$897,098.37	\$976,120.00
Parks and Recreation					
Payroll-Salaries	\$68,264.00	\$26,114.00	\$42,150.00	\$68,264.00	\$71,677.00
Payroll-Hourly	\$72,952.00	\$37,296.00	\$35,656.00	\$72,952.00	\$76,600.00
FICA Taxes	\$10,803.00	\$4,851.00	\$5,952.00	\$10,803.00	\$11,343.19
Workers' Compensation	\$4,500.00	\$1,500.00	\$3,000.00	\$4,500.00	\$4,500.00
Contracts-Security Services	\$480.00	\$325.00	\$155.00	\$480.00	\$480.00
Contracts-Pools	\$17,820.00	\$19,700.00	\$28,236.67	\$47,936.67	\$47,280.00
Contracts-Computer Support	\$3,000.00	\$1,770.00	\$1,230.00	\$3,000.00	\$3,000.00
Contracts-Pest Control	\$3,060.00	\$1,275.00	\$1,785.00	\$3,060.00	\$3,060.00
Communication - Telephone	\$3,420.00	\$1,221.00	\$2,199.00	\$3,420.00	\$3,420.00
Utility - Gas	\$528.00	\$270.00	\$258.00	\$528.00	\$1,000.00
Utility - Refuse Removal	\$2,760.00	\$1,504.00	\$2,155.73	\$3,659.73	\$3,700.00

Oakstead
Community Development District

General Fund

ACCOUNT DESCRIPTION	ADOPTED	ACTUAL	PROJECTED	TOTAL	ANNUAL
	BUDGET	THRU	March-	PROJECTED	BUDGET
	FY 2026	2/28/2026	9/30/2026	FY 2026	FY 2027
Utility - Water & Sewer	\$7,000.00	\$3,997.00	\$5,729.03	\$9,726.03	\$9,800.00
R&M-Clubhouse	\$30,000.00	\$14,113.00	\$15,887.00	\$30,000.00	\$30,000.00
R&M-Pools	\$9,000.00	\$3,806.00	\$5,194.00	\$9,000.00	\$9,000.00
Miscellaneous Services	\$280.00	\$1,669.00	\$0.00	\$1,669.00	\$1,000.00
Misc-Public Relations	\$10,000.00	\$3,153.00	\$6,847.00	\$10,000.00	\$10,000.00
Solid Waste Disposal Assessm.	\$1,920.00	\$2,143.00	\$0.00	\$2,143.00	\$2,357.00
Newsletter Printing/Supplies	\$17,826.00	\$5,942.00	\$11,884.00	\$17,826.00	\$17,826.00
Office Supplies	\$1,900.00	\$1,529.00	\$371.00	\$1,900.00	\$1,900.00
Cleaning Supplies	\$1,700.00	\$406.00	\$1,294.00	\$1,700.00	\$1,700.00
Op Supplies - Clubhouse	\$1,700.00	\$2,619.00	\$0.00	\$2,619.00	\$5,000.00
Op Supplies - Pool Chemicals	\$7,000.00	\$0.00	\$7,000.00	\$7,000.00	\$7,000.00
Reserve - Clubhouse	\$6,525.00	\$0.00	\$6,525.00	\$6,525.00	\$6,525.00
Total Parks and Recreation	\$282,438.00	\$135,203.00	\$183,508.43	\$318,711.43	\$328,168.19
TOTAL EXPENDITURES	\$1,150,472.00	\$771,486.00	\$631,430.80	\$1,402,916.80	\$1,499,825.29
Excess (deficiency) of revenues					
Over (under) expenditures	-\$8.00	\$319,360.00	-\$566,601.23	-\$247,241.23	-\$16,000.00
OTHER FINANCING SOURCES (USES)					
Contribution to (Use of) Fund Balance		\$0.00	\$0.00	\$0.00	\$0.00
TOTAL OTHER SOURCES (USES)	\$0.00	\$0.00	\$0.00	\$0.00	\$0.00
Net change in fund balance	\$0.00	\$319,360.00	-\$566,601.23	-\$247,241.23	-\$16,000.00
FUND BALANCE, BEGINNING	\$1,124,269.00	\$1,124,269.00	\$0.00	\$1,124,269.00	\$877,027.77
FUND BALANCE, ENDING	\$1,124,261.00	\$1,443,629.00	-\$566,601.23	\$877,027.77	\$861,027.77

OAKSTEAD

Community Development District

General Fund

Exhibit "A"

Allocation of Fund Balances

AVAILABLE FUNDS

	<u>Amount</u>
Beginning Fund Balance - Fiscal Year 2027	\$ 877,028
Net Change in Fund Balance - Fiscal Year 2027	(16,000)
Reserves - Fiscal Year 2027 Additions	6,525
Total Funds Available (Estimated) - 9/30/2027	\$ 867,553

ALLOCATION OF AVAILABLE FUNDS***Nonspendable Fund Balance***

Deposits	13,420
Nonspendable Subtotal	\$ 13,420

Assigned Fund Balance

Operating Reserve - First Quarter Operating Capital	\$ 374,956 ⁽¹⁾
Reserves - Clubhouse	\$ 20,742
Reserves - Clubhouse (projected FY 2026)	-
Reserves - Clubhouse (proposed FY 2027)	6,525
	\$ 27,267
Reserves - Gate	\$ 10,000
Reserves - Landscape	\$ 50,000
Reserves - Landscaping (projected FY 2026)	(35,967)
Reserves - Landscaping (proposed FY 2027)	-
	\$ 14,033
Reserves - Ponds	\$ 79,385
Reserves - Tree Removal & Replacement	\$ 32,425
Reserves - Tree Removal & Replacement (FY2026)	(32,425)
Reserves - Tree Removal & Replacement (FY2027)	-
	\$ -
Reserves - Roadways	\$ 106,929
Reserves - Roadways (projected FY 2026)	(106,929)
Reserves - Roadways (proposed FY 2027)	-
	\$ -
Reserves - Sidewalks	\$ 38,728
Reserves - Sidewalks (projected FY 2026)	(38,728)
Reserves - Sidewalks (proposed FY 2027)	-
	\$ -
Reserves - Walls	\$ 49,251
Assigned Reserves Subtotal	\$ 554,892
Total Allocation of Available Funds	\$ 568,312
Total Unassigned (undesignated) Cash	\$ 299,240

Notes

(1) Represents approximately 3 months of operating expenditures

Oakstead

Community Development District

General Fund

Budget Narrative
Fiscal Year 2027**REVENUES****Interest - Investments**

The District earns interest income on the operating checking account and money market account.

Special Assessment - Tax Collector

The District will levy a Non-Ad Valorem assessment on all the assessable property within the District in order to pay for the operating expenditures during the Fiscal Year.

Special Assessment - Discounts

Per Section 197.162, Florida Statutes, discounts are allowed for early payments. The budgeted amount for the fiscal year is calculated at 4% of the anticipated Non-Ad Valorem assessments.

Amenities Revenue

The District will earn revenue through clubhouse room rentals, gate remote sales & various commissions.

EXPENDITURES*Expenditures - Administrative***P/R-Board of Supervisors**

Chapter 190 of the Florida Statutes allows for members of the Board of Supervisors to be compensated \$200 per meeting in which they attend. The budgeted amount for the fiscal year is based on all supervisors attending all 12 meetings and workshops.

FICA Taxes

Payroll taxes on Board of Supervisor's compensation. The budgeted amount for the fiscal year is calculated at 7.65% of the total Board of Supervisor's payroll expenditures.

Professional Services-Arbitrage Rebate Calculation

The District will contract with an independent certified public accountant to annually calculate the District's Arbitrage Rebate Liability on the Series of Benefit Special Assessment Bonds. The budgeted amount for the fiscal year is based on standard fees charged for this service.

Professional Services-Engineering

The District's engineer will be providing general engineering services to the District, i.e. attendance and preparation for monthly board meetings, review invoices, etc. Fees are based on prior year activity.

Professional Services-Legal Services

The District's legal counsel will provide general legal services to the District, i.e. attendance and preparation for monthly meetings, review of operating and maintenance contracts, and other specifically requested assignments.

Professional Services- Management Services

The District receives Management, Accounting and Administrative services as part of a Management Agreement with Inframark. The budgeted amount for the fiscal year is based on the contracted fees outlined in Exhibit "A" of the Management Agreement.

Professional Services-Property Appraiser

The District contracts with the Pasco County Property Appraiser for the purpose of placing the District's non-ad valorem tax assessments on the Notice of Proposed Property Taxes, thereby allowing the Tax Collector to collect such assessments. The District will fund the Property Appraiser's general budget in the amount of \$150 for the annual inclusion of Notice of Proposed Property Taxes.

Oakstead

Community Development District

General Fund

Budget Narrative
Fiscal Year 2027**Expenditures - Administrative (continued)****Professional Services-Special Assessment**

Inframark charges administration fees to prepare the District's Special Assessment Roll.

Professional Services-Trustee Fees

The District refunded Series 2006 Bonds with Series 2016A-1 & Series 2017A-2 Bonds that are managed by Hancock Whitney Bank as Trustee to handle all trustee matters. The annual trustee fee is based on standard fees charged plus any out of pockets expenses.

Professional Service-Web Site Development

The District incurs fees as they relate to the development and ongoing maintenance of its own website and BOS email accounts.

Auditing Services

The District is required to conduct an annual audit of its financial records by an Independent Certified Public Accounting Firm. The budgeted amount for the fiscal year is based on the current engagement letter with the audit firm Grau & Associates.

Postage & Freight

Actual postage and/or freight used for District mailings including agenda packages, vendor checks and other correspondence.

Insurance – General Liability

The District's General Liability & Public Officials Liability Insurance policy is with EGIS which specializes in providing insurance coverage to governmental agencies. The budgeted amount for the fiscal year is based on prior year premiums plus a projected 10% market increase.

Printing & Binding

Copies used in the preparation of agenda packages, required mailings, and other special projects.

Legal Advertising

The District is required to advertise various notices for monthly board meetings and other public hearings in a newspaper of general circulation.

Miscellaneous-Bank Charges

Bank Fees charged by TRUIST and Hancock Whitney on the main operating accounts.

Misc – Assessment Collection Cost

The District reimburses the Pasco County Tax Collector for necessary administrative costs. Per the Florida Statutes, administrative costs shall include, but not be limited to, those costs associated with personnel, forms, supplies, data processing, computer equipment, postage, and programming. The District also compensates the Tax Collector for the actual cost of collection or 2% on the amount of special assessments collected and remitted, whichever is greater. The budget for collection costs was based on a maximum of 2% of the anticipated assessment collections.

Miscellaneous-Credit Card Fees

Service fees charged by Clover for the use of on-site credit card purchases.

Office Supplies

Supplies used in the preparation and binding of agenda packages, required mailings, and other special projects.

Annual District Filing Fee

The District is required to pay an annual fee of \$175 to the Department of Economic Opportunity Division of Community Development.

Oakstead

Community Development District

General Fund

Budget Narrative
Fiscal Year 2027**Expenditures - Field****Contracts-Landscape**

The District has contracted with Landscape Maintenance Professionals to provide monthly grounds maintenance, fertilizer and pesticide applications.

Contracts-Landscape Consultant

The District currently has a contract with OLM to provide monthly landscaping inspections throughout the District.

Contracts –Mulch

The District has contracted with Landscape Maintenance Professionals to apply mulch throughout the District.

Contracts –Lakes

The District has contracted with Tigris to maintain the lakes located within the District.

Contracts – Florida Highway Patrol

The District has contracted with state deputies to patrol the neighborhoods.

Contracts –Annuals

The District has contracted with Landscape Maintenance Professionals to install annuals each season throughout the District.

Contracts –Gate Wi-Fi

The District has acquired services with Charter Communications to provide internet for gate phones.

Contracts –Gate CCTV

The District has contracted with Complete I.T. to provide CCTV coverage for nine gate locations.

Contracts –Gate Cloud Lift Master

The District has contracted with Complete I.T. to store all pertinent gate information in the Cloud.

Electricity - Streetlightlighting

Services are provided by Duke for streetlighting as well as Common Area & Clubhouse.

Utility – Reclaimed Water

Water irrigation usage for District facilities and assets as calculated by Pasco County Utilities.

Insurance - Property

Property Insurance includes coverage of the clubhouse, guard house, pools, irrigation, and pool pumps. 10% increase anticipated.

R&M-Electrical

The District anticipates electrical repairs for common area property.

R&M-Gate

The District has several entry gates that require unanticipated repairs.

R&M-Other Landscape

The District occasionally incurs landscape expenses that do not fall under the agreed contract amount.

R&M-Irrigation

Includes the cost of monthly inspections and repairs to the District's extensive irrigation system.

Oakstead

Community Development District

General Fund

Budget Narrative
Fiscal Year 2027**Expenditures - Field (continued)****R&M-Other Field**

The District incurs expenses to operate and maintain the Mule vehicle, signage, field repairs, field mileage.

R&M-Sidewalks

Includes expenses incurred for the maintenance of District sidewalks.

R&M-Trees & Trimming

The District has designated an expense item dedicated to the costs related to tree trimming and maintenance.

R&M-Roads

The District may incur costs to repair minor pot hole and curb expenditures.

R&M-Pressure Washing

The District may incur costs to pressure wash sidewalks, walls, and monuments.

R&M-Landscape Lighting

The District maintains accent lighting for the common area grounds.

Miscellaneous – Holiday Lighting

The District provides vendor services for decorative lighting during the holiday season.

Miscellaneous – Property Taxes

Pasco County Non-Ad Valorem Stormwater annual Assessment.

Miscellaneous – Contingency

The District anticipates implementing numerous improvements throughout the district.

Reserve - Landscaping

This allocation of funds is to be used for future landscape improvements and/or the use of previously assigned reserves per board direction.

Reserve – Roadways

This allocation of funds is to be used for future road improvements and/or the use of previously assigned reserves per board direction.

Reserve –Sidewalks

This allocation of funds is to be used for future sidewalk improvements and/or the use of previously assigned reserves per board direction.

Reserve –Tree Replacement

This allocation of funds is to be used for future tree replacement and/or the use of previously assigned reserves per board direction.

Oakstead

Community Development District

General Fund

Budget Narrative
Fiscal Year 2027**Expenditures – Parks and Recreation****Payroll-Salaries (Clubhouse)**

Payroll for the Activities Director who oversees the day to day operations of Clubhouse & Recreation facilities & organizes special events.

Payroll-Hourly (Clubhouse)

Includes the recreational staff's payroll.

FICA Taxes

Payroll taxes on Park & Rec wages. The budgeted amount for the fiscal year is calculated at 7.65% of the total payroll expenditures.

Workers' Compensation

The District has contracted with EGIS to provide annual Worker's Compensation coverage for its employees. Includes annual audits.

Contracts-Security Services

The District has contracted with Complete I.T. for the access control system for clubhouse security.

Contracts-Pools

The District has contracted with Cooper Pools to service the District's pools.

Contracts-Computer Support

The District has contracted with Complete I.T. and PC Land to provide maintenance services for 6 computers (5 hrs/mo of technical support).

Contracts-Pest Control

The District has contracted with Phoenix Service System for monthly exterminating services.

Communication-Telephone

Includes telephone expenses incurred by the District as they relate to the recreational facilities including Director's cell phone.

Utility – Gas

Includes natural gas usage for the District's facilities and assets provided by TECO.

Utility – Refuse Removal

Refuse removal for District facilities provided by Waste Services of Florida.

Utility – Water & Sewer

Includes water usage for the District's recreational facilities including the pools provided by Pasco County Utilities.

R&M-Clubhouse

The District incurs expenses from various vendors to maintain its recreational facilities and clubhouse.

R&M-Pools

The District incurs expenses related to the repair & maintenance of swimming pools, equipment and decking.

Miscellaneous Services

This expense includes gate remote & gate key purchases, reimbursements of miles/tolls expenses to staff and misc expenses.

Misc – Public Relations

Included are the expenses related to District's social functions.

Oakstead

Community Development District

General Fund

Budget Narrative
Fiscal Year 2027**Expenditures – Parks and Recreation (continued)****Solid Waste Disposal Assessments**

An annual assessment by the Board of County Commissioners as it relates to the District's waste disposal.

Website & Newsletter

The District issues a monthly newsletter to inform and entertain residents.

Office Supplies

The clubhouse manager will purchase necessary office supplies as needed to maintain the clubhouse's administrative offices.

Cleaning Supplies

Expenses related to the cleaning of the recreational facility and related supplies.

Op Supplies - Clubhouse


Expenses related to the day to day operation of the facility.

Operating Supplies-Pool Chemicals

The District incurs chemical expenses to maintain the cleanliness and safety of all pools.

Reserve - Clubhouse

This allocation of funds is to be used for future clubhouse improvements and/or the use of previously assigned reserves per board direction.



Oakstead

Community Development District

Debt Service Budget

FY 2027



Summary of Revenues Expenditures and Changes in Fund Balance

Fiscal Year 2027 Budget

Series 2016 (A-1) Bonds

ACCOUNT DESCRIPTION	ADOPTED	ACTUAL	PROJECTED	TOTAL	ANNUAL
	BUDGET	THRU	March-	PROJECTED	BUDGET
	FY 2026	2/28/2026	9/30/2026	FY 2026	FY 2027
REVENUES					
Interest - Investments	\$0.00	\$5,437.00	\$0.00	\$5,437.00	\$0.00
Special Assmnts- Tax Collector	\$451,062.00	\$433,992.00	\$17,070.00	\$451,062.00	\$451,061.69
Special Assmnts- Discounts	-\$18,042.00	-\$17,099.00	\$0.00	-\$17,099.00	-\$18,042.47
TOTAL REVENUES	\$433,020.00	\$422,330.00	\$17,070.00	\$439,400.00	\$433,019.22
EXPENDITURES					
<i>Administrative</i>					
Misc-Assessment Collection Cost	\$9,021.00	\$8,338.00	\$683.00	\$9,021.00	\$9,021.23
Total Administrative	\$9,021.00	\$8,338.00	\$683.00	\$9,021.00	\$9,021.23
<i>Debt Service</i>					
Principal Debt Retirement	\$345,000.00	\$0.00	\$345,000.00	\$345,000.00	\$355,000.00
Interest Expense	\$80,673.00	\$40,336.00	\$40,337.00	\$80,673.00	\$70,150.00
Total Debt Service	\$425,673.00	\$40,336.00	\$385,337.00	\$425,673.00	\$425,150.00
TOTAL EXPENDITURES	\$434,694.00	\$48,674.00	\$386,020.00	\$434,694.00	\$434,171.23
Excess (deficiency) of revenues					
Over (under) expenditures	-\$1,674.00	\$373,656.00	-\$368,950.00	\$4,706.00	-\$1,152.01
OTHER FINANCING SOURCES (USES)					
Contribution to (Use of) Fund Balance	\$0.00	\$0.00	\$0.00	\$0.00	\$0.00
TOTAL OTHER SOURCES (USES)	\$0.00	\$0.00	\$0.00	\$0.00	\$0.00
Net change in fund balance		\$373,656.00	-\$368,950.00	\$4,706.00	-\$1,152.01
FUND BALANCE, BEGINNING	\$298,039.00	\$298,039.00	\$0.00	\$298,039.00	\$302,745.00
FUND BALANCE, ENDING	\$296,365.00	\$671,695.00	-\$368,950.00	\$302,745.00	\$301,592.99
PAR VALUE OF BONDS AFTER ANNUAL PRINCIPAL PAYMENT					
	11/1/2024	11/1/2025	11/1/2026	11/1/2027	
Series 2016 (A-1) Bonds	\$2,980,000.00	\$2,645,000.00	\$2,300,000.00	\$1,945,000.00	

**SPECIAL ASSESSEMENT REVENUE & REFUNDING BOND
BONDS SERIES 2016A-1**

<u>MATURITY DATE</u>	<u>PRINCIPAL OUTSTANDING</u>	<u>PRINCIPAL MATURING</u>	<u>INTEREST MATURING</u>	<u>TOTAL MATURING</u>
05/01/17	\$5,335,000.00	\$280,000.00	\$61,471.06 **	\$341,471.06
11/01/17	\$5,055,000.00	\$0.00	\$77,088.75	\$77,088.75
05/01/18	\$5,055,000.00	\$270,000.00	\$77,088.75	\$347,088.75
11/01/18	\$4,785,000.00	\$0.00	\$72,971.25	\$72,971.25
05/01/19	\$4,785,000.00	\$280,000.00	\$72,971.25	\$352,971.25
11/01/19	\$4,505,000.00	\$0.00	\$68,701.25	\$68,701.25
05/01/20	\$4,505,000.00	\$285,000.00	\$68,701.25	\$353,701.25
11/01/20	\$4,220,000.00	\$0.00	\$64,355.00	\$64,355.00
05/01/21	\$4,220,000.00	\$295,000.00	\$64,355.00	\$359,355.00
11/01/21	\$3,925,000.00	\$0.00	\$59,856.25	\$59,856.25
05/01/22	\$3,925,000.00	\$305,000.00	\$59,856.25	\$364,856.25
11/01/22	\$3,620,000.00	\$0.00	\$55,205.00	\$55,205.00
05/01/23	\$3,620,000.00	\$315,000.00	\$55,205.00	\$370,205.00
11/01/23	\$3,305,000.00	\$0.00	\$50,401.25	\$50,401.25
05/01/24	\$3,305,000.00	\$325,000.00	\$50,401.25	\$375,401.25
11/01/24	\$2,980,000.00	\$0.00	\$45,445.00	\$45,445.00
05/01/25	\$2,980,000.00	\$335,000.00	\$45,445.00	\$380,445.00
11/01/25	\$2,645,000.00	\$0.00	\$40,336.25	\$40,336.25
05/01/26	\$2,645,000.00	\$345,000.00	\$40,336.25	\$385,336.25
11/01/26	\$2,300,000.00	\$0.00	\$35,075.00	\$35,075.00
05/01/27	\$2,300,000.00	\$355,000.00	\$35,075.00	\$390,075.00
11/01/27	\$1,945,000.00	\$0.00	\$29,661.25	\$29,661.25
05/01/28	\$1,945,000.00	\$365,000.00	\$29,661.25	\$394,661.25
11/01/28	\$1,580,000.00	\$0.00	\$24,095.00	\$24,095.00
05/01/29	\$1,580,000.00	\$375,000.00	\$24,095.00	\$399,095.00
11/01/29	\$1,205,000.00	\$0.00	\$18,376.25	\$18,376.25
05/01/30	\$1,205,000.00	\$390,000.00	\$18,376.25	\$408,376.25
11/01/30	\$815,000.00	\$0.00	\$12,428.75	\$12,428.75
05/01/31	\$815,000.00	\$400,000.00	\$12,428.75	\$412,428.75
11/01/31	\$415,000.00	\$0.00	\$6,328.75	\$6,328.75
05/01/32	\$415,000.00	\$415,000.00	\$6,328.75	\$421,328.75
		\$5,335,000.00	\$1,382,121.06	\$6,717,121.06
		\$2,980,000.00	\$423,492.50	\$3,403,492.50

** Short Interest 136 Days

Summary of Revenues Expenditures and Changes in Fund Balance
Fiscal Year 2027 Budget
 Series 2017 (A-2) Bonds

ACCOUNT DESCRIPTION	ADOPTED	ACTUAL	PROJECTED	TOTAL	% +/-) Budget	ANNUAL
	BUDGET FY 2026	THRU 2/28/2026	March- 9/30/2026	PROJECTED FY 2026		BUDGET FY 2027
REVENUES						
Interest - Investments	\$0.00	\$4,637.00	\$0.00	\$4,637.00	0%	\$0.00
Special Assmnts- Tax Collector	\$389,884.00	\$375,130.00	\$14,754.00	\$389,884.00	0%	\$389,884.41
Special Assmnts- Discounts	-\$15,595.00	-\$14,780.00	\$0.00	-\$14,780.00	-5%	-\$15,595.38
TOTAL REVENUES	\$374,289.00	\$364,987.00	\$14,754.00	\$379,741.00	1%	\$374,289.03
EXPENDITURES						
<i>Administrative</i>						
Misc-Assessment Collection Cost	\$7,798.00	\$7,207.00	\$591.00	\$7,798.00	0%	\$7,797.69
Total Administrative	\$7,798.00	\$7,207.00	\$591.00	\$7,798.00	0%	\$7,797.69
<i>Debt Service</i>						
Principal Debt Retirement	\$290,000.00	\$0.00	\$290,000.00	\$290,000.00	0%	\$300,000.00
Interest Expense	\$78,843.00	\$39,421.00	\$39,422.00	\$78,843.00	0%	\$69,997.50
Total Debt Service	\$368,843.00	\$39,421.00	\$329,422.00	\$368,843.00	0%	\$369,997.50
TOTAL EXPENDITURES	\$376,641.00	\$46,628.00	\$330,013.00	\$376,641.00	0%	\$377,795.19
Excess (deficiency) of revenues Over (under) expenditures						
	-\$2,352.00	\$318,359.00	-\$315,259.00	\$3,100.00	-232%	-\$3,506.16
OTHER FINANCING SOURCES (USES)						
Contribution to (Use of) Fund Balance	\$0.00	\$0.00	\$0.00	\$0.00	0%	\$0.00
TOTAL OTHER SOURCES (USES)	\$0.00	\$0.00	\$0.00	\$0.00	0%	\$0.00
Net change in fund balance		\$318,359.00	-\$315,259.00	\$3,100.00	0%	-\$3,506.16
FUND BALANCE, BEGINNING	\$256,429.00	\$256,429.00	\$0.00	\$256,429.00	0%	\$259,529.00
FUND BALANCE, ENDING	\$254,077.00	\$574,788.00	-\$315,259.00	\$259,529.00	2%	\$256,022.84

PAR VALUE OF BONDS AFTER ANNUAL PRINCIPAL PAYMENT				
	11/1/2024	11/1/2025	11/1/2026	11/1/2027
Series 2017 (A-2) Bonds	\$2,865,000.00	\$2,585,000.00	\$2,295,000.00	\$1,995,000.00

**SPECIAL ASSESSEMENT REVENUE & REFUNDING BOND
BONDS SERIES 2017A-2**

<u>MATURITY DATE</u>	<u>PRINCIPAL OUTSTANDING</u>	<u>PRINCIPAL MATURING</u>	<u>INTEREST MATURING</u>	<u>TOTAL MATURING</u>
05/01/17	\$4,855,000.00	\$250,000.00	\$44,834.56 *	\$294,834.56
11/01/17	\$4,605,000.00	\$0.00	\$70,226.25	\$70,226.25
05/01/18	\$4,605,000.00	\$225,000.00	\$70,226.25	\$295,226.25
11/01/18	\$4,380,000.00	\$0.00	\$66,795.00	\$66,795.00
05/01/19	\$4,380,000.00	\$235,000.00	\$66,795.00	\$301,795.00
11/01/19	\$4,145,000.00	\$0.00	\$63,211.25	\$63,211.25
05/01/20	\$4,145,000.00	\$240,000.00	\$63,211.25	\$303,211.25
11/01/20	\$3,905,000.00	\$0.00	\$59,551.25	\$59,551.25
05/01/21	\$3,905,000.00	\$250,000.00	\$59,551.25	\$309,551.25
11/01/21	\$3,655,000.00	\$0.00	\$55,738.75	\$55,738.75
05/01/22	\$3,655,000.00	\$255,000.00	\$55,738.75	\$310,738.75
11/01/22	\$3,400,000.00	\$0.00	\$51,850.00	\$51,850.00
05/01/23	\$3,400,000.00	\$265,000.00	\$51,850.00	\$316,850.00
11/01/23	\$3,135,000.00	\$0.00	\$47,808.75	\$47,808.75
05/01/24	\$3,135,000.00	\$270,000.00	\$47,808.75	\$317,808.75
11/01/24	\$2,865,000.00	\$0.00	\$43,691.25	\$43,691.25
05/01/25	\$2,865,000.00	\$280,000.00	\$43,691.25	\$323,691.25
11/01/25	\$2,585,000.00	\$0.00	\$39,421.25	\$39,421.25
05/01/26	\$2,585,000.00	\$290,000.00	\$39,421.25	\$329,421.25
11/01/26	\$2,295,000.00	\$0.00	\$34,998.75	\$34,998.75
05/01/27	\$2,295,000.00	\$300,000.00	\$34,998.75	\$334,998.75
11/01/27	\$1,995,000.00	\$0.00	\$30,423.75	\$30,423.75
05/01/28	\$1,995,000.00	\$310,000.00	\$30,423.75	\$340,423.75
11/01/28	\$1,685,000.00	\$0.00	\$25,696.25	\$25,696.25
05/01/29	\$1,685,000.00	\$315,000.00	\$25,696.25	\$340,696.25
11/01/29	\$1,370,000.00	\$0.00	\$20,892.50	\$20,892.50
05/01/30	\$1,370,000.00	\$325,000.00	\$20,892.50	\$345,892.50
11/01/30	\$1,045,000.00	\$0.00	\$15,936.25	\$15,936.25
05/01/31	\$1,045,000.00	\$335,000.00	\$15,936.25	\$350,936.25
11/01/31	\$710,000.00	\$0.00	\$10,827.50	\$10,827.50
05/01/32	\$710,000.00	\$350,000.00	\$10,827.50	\$360,827.50
11/01/32	\$360,000.00	\$0.00	\$5,490.00	\$5,490.00
05/01/33	\$360,000.00	\$360,000.00	\$5,490.00	\$365,490.00
		<u>\$2,865,000.00</u>	<u>\$454,755.00</u>	<u>\$3,319,755.00</u>

** Short Interest 109 Days

Oakstead

Community Development District

*Debt Service Fund***Budget Narrative**
Fiscal Year 2027**REVENUES****Interest - Investments**

The District earns interest income on their trust accounts with Hancock Whitney Bank.

Special Assessment – Tax Collector

The District will levy a Non-Ad Valorem assessment on all sold and platted parcels within the District in order to pay for the debt service expenditures during the Fiscal Year.

Special Assessment – Discounts

Per Section 197.3632 and Section 197.162 of the Florida Statutes, discounts are allowed for early payment of assessments collected by the Tax Collector and only when the Tax Collector is using the uniform methodology. The budgeted amount for the fiscal year is calculated at 4% of the anticipated Non-Ad Valorem assessments.

EXPENDITURES**Expenditures - Administrative****Misc – Assessment Collection Cost**

The District reimburses the Pasco County Tax Collector for necessary administrative costs. Per the Florida Statutes, administrative costs shall include, but not be limited to, those costs associated with personnel, forms, supplies, data processing, computer equipment, postage, and programming. The District also compensates the Tax Collector for the actual cost of collection or 2% on the amount of special assessments collected and remitted, whichever is greater. The budget for collection costs was based on a maximum of 2% of the anticipated assessment collections.

Expenditures – Debt Service**Principal Debt Retirement**

The District pays regular principal payments annually in order to pay down/retire the debt.

Interest Expense

The District pays interest expense on the debt twice during the fiscal year.

Professional Services – Dissemination Agent

The District is required by the Securities and Exchange Commission to comply with rule 15c2-12(b)-(5), which relates to additional reporting requirements for unrelated bond issues. The budgeted amount for the fiscal year is based on standard fees charged for this service.

R&M-Aquascaping

Includes expenses incurred for the maintenance pond plantings.

R&M-Entry Feature

Includes expenses incurred for the maintenance of entry walls.

Oakstead

Community Development District

*Debt Service Fund***Budget Narrative**
Fiscal Year 2027**Expenditures – Debt Service (continued)****R&M-Fountain**

The District has several fountains that require periodic maintenance & repairs.

R&M-Mitigation

The District is required to establish a surface water quality program which will consist of sampling & analysis from various points within the District. It is required that the District reports on the mitigation maintenance.

Op Supplies – Field Manager

Expenses related to the day to day operation of the Field Staff.

Reserve - Sidewalks

This allocation of funds is to be used for future sidewalk improvements and/or the use of previously assigned reserves per board direction.

Capital Outlay


The District designates funds to improve and/or replace assets or to extend the useful life of assets. The cost per event exceeds \$5,000.

Reserves-Clubhouse

This allocation of funds is to be used for future clubhouse improvements and/or the use of previously assigned reserves per board direction.

Reserves-Recreation Facilities

This allocation of funds is to be used for future recreational improvements and/or the use of previously assigned reserves per board direction.



Oakstead

Community Development District

Supporting Budget Schedule

FY 2027



Oakstead
Community Development District

Assessment Table

**Comparison of Assessment Rates
Fiscal Year 2027 vs. Fiscal Year 2026**

Parcel	General Fund 001 (O&M)			Debt Service 2016 A-1			Debt Service 2017 A-2			Total Assessments per Unit				Units
	FY 2027	FY 2026	Percent Change	FY 2027	FY 2026	Percent Change	FY 2027	FY 2026	Percent Change	FY 2027	FY 2026	\$ Change	Percent Change	
PHASE I														
Strathmore	\$1,268.78	\$973.22	30.4%	\$871.81	\$871.81	0.0%	\$0.00	\$0.00	n/a	\$2,140.59	\$1,845.02	\$ 295.56	16.0%	70.00
Hillington	\$1,268.78	\$973.22	30.4%	\$659.92	\$659.92	0.0%	\$0.00	\$0.00	n/a	\$1,928.70	\$1,633.13	\$ 295.56	18.1%	164.00
Hillington	\$1,268.78	\$973.22	30.4%	\$118.87	\$118.87	0.0%	\$0.00	\$0.00	n/a	\$1,387.64	\$1,092.08	\$ 295.56	27.1%	1.00
Weymouth	\$1,268.78	\$973.22	30.4%	\$527.93	\$527.93	0.0%	\$0.00	\$0.00	n/a	\$1,796.71	\$1,501.14	\$ 295.56	19.7%	103.00
Weymouth	\$1,268.78	\$973.22	30.4%	\$95.10	\$95.10	0.0%	\$0.00	\$0.00	n/a	\$1,363.88	\$1,068.31	\$ 295.56	27.7%	1.00
Ashmonte	\$1,268.78	\$973.22	30.4%	\$791.90	\$791.90	0.0%	\$0.00	\$0.00	n/a	\$2,060.68	\$1,765.11	\$ 295.56	16.7%	71.00
Keswick	\$1,268.78	\$973.22	30.4%	\$659.92	\$659.92	0.0%	\$0.00	\$0.00	n/a	\$1,928.70	\$1,633.13	\$ 295.56	18.1%	109.00
Brenford	\$1,268.78	\$973.22	30.4%	\$712.89	\$712.89	0.0%	\$0.00	\$0.00	n/a	\$1,981.67	\$1,686.10	\$ 295.56	17.5%	140.00
Brenford	\$1,268.78	\$973.22	30.4%	\$128.38	\$128.38	0.0%	\$0.00	\$0.00	n/a	\$1,397.16	\$1,101.59	\$ 295.56	26.8%	1.00
Total Phase I														660.00
PHASE 2														
Ballastone	\$1,268.78	\$973.22	30.4%	\$0.00	\$0.00	n/a	\$1,529.21	\$1,529.21	0.0%	\$2,797.99	\$2,502.42	\$ 295.56	11.8%	44.00
Marchmont	\$1,268.78	\$973.22	30.4%	\$0.00	\$0.00	n/a	\$764.13	\$764.13	0.0%	\$2,032.91	\$1,737.34	\$ 295.56	17.0%	206.00
Weymouth	\$1,268.78	\$973.22	30.4%	\$0.00	\$0.00	n/a	\$610.92	\$610.92	0.0%	\$1,879.70	\$1,584.13	\$ 295.56	18.7%	128.00
Tanglewyld	\$1,268.78	\$973.22	30.4%	\$0.00	\$0.00	n/a	\$610.92	\$610.92	0.0%	\$1,879.70	\$1,584.13	\$ 295.56	18.7%	142.00
Tanglewyld	\$1,268.78	\$973.22	30.4%	\$0.00	\$0.00	n/a	\$109.92	\$109.92	0.0%	\$1,378.69	\$1,083.13	\$ 295.56	27.3%	1.00
Tanglewyld	\$1,268.78	\$973.22	30.4%	\$0.00	\$0.00	n/a	\$43.36	\$43.36	0.0%	\$1,312.13	\$1,016.57	\$ 295.56	29.1%	3.00
Total Phase II														524.00
Tract 5	\$2,662.64	\$2,139.19	24.5%	\$0.00	\$0.00	n/a	\$0.00	\$0.00	n/a	\$2,662.64	\$ 2,139.19	\$523.45	24.5%	5.00
														1,189.00

Oakstead
Community Development District

Assessment Table

ASSESSMENT TREND ANALYSIS - GENERAL FUND					
Parcel	FY 2027	FY 2026	FY 2025	FY 2024	FY 2023
PHASE I					
Strathmore	\$1,268.78	\$973.22	\$973.21	\$973.21	\$973.21
Hillington	\$1,268.78	\$973.22	\$973.21	\$973.21	\$973.21
Hillington	\$1,268.78	\$973.22	\$973.21	\$973.21	\$973.21
Weymouth	\$1,268.78	\$973.22	\$973.21	\$973.21	\$973.21
Weymouth	\$1,268.78	\$973.22	\$973.21	\$973.21	\$973.21
Ashmonte	\$1,268.78	\$973.22	\$973.21	\$973.21	\$973.21
Kinswick	\$1,268.78	\$973.22	\$973.21	\$973.21	\$973.21
Benford	\$1,268.78	\$973.22	\$973.21	\$973.21	\$973.21
Benford	\$1,268.78	\$973.22	\$973.21	\$973.21	\$973.21
Total Phase I					
PHASE 2					
Ballastone	\$1,268.78	\$973.22	\$973.21	\$973.21	\$973.21
Marchmont	\$1,268.78	\$973.22	\$973.21	\$973.21	\$973.21
Weymouth	\$1,268.78	\$973.22	\$973.21	\$973.21	\$973.21
Tanglewyld	\$1,268.78	\$973.22	\$973.21	\$973.21	\$973.21
Tanglewyld	\$1,268.78	\$973.22	\$973.21	\$973.21	\$973.21
Tanglewyld	\$1,268.78	\$973.22	\$973.21	\$973.21	\$973.21
Total Phase II					
Tract 5	\$2,662.64	\$2,139.19	\$2,196.01	\$2,196.01	\$2,244.92

RESOLUTION 2026-09

A RESOLUTION OF THE BOARD OF SUPERVISORS OF THE OAKSTEAD COMMUNITY DEVELOPMENT DISTRICT DESIGNATING A DATE, TIME, AND LOCATION OF A PUBLIC HEARING REGARDING ADOPTING A KEY FOB FEE SCHEDULE; AUTHORIZING THE PUBLICATION OF THE NOTICE OF SUCH HEARING; AND PROVIDING AN EFFECTIVE DATE.

WHEREAS, the Oakstead Community Development District (the “**District**”) is a local unit of special-purpose government created and existing pursuant to Chapter 190, Florida Statutes, being situated in Pasco County, Florida; and

WHEREAS, pursuant to the provisions of Chapters 120 and 190, Florida Statutes, among others, the District is authorized to adopt rules and policies regarding the operation of the District’s recreational amenities; and

WHEREAS, the District desires to adopt the Fee Schedule for Key Fobs attached hereto as **Exhibit A**; and

NOW, THEREFORE, BE IT RESOLVED BY THE BOARD OF SUPERVISORS OF THE DISTRICT:

Section 1. A public hearing will be held to adopt the Fee Schedule for Key Fobs on **Wednesday, May 27, 2026, at 6:30 p.m. at the Oakstead Clubhouse located at 3038 Oakstead Boulevard, Land O’Lakes, Florida 34638.**

Section 2. The District Manager is directed to publish notice of the hearing in accordance with Chapters 120 and 190, Florida Statutes.

Section 3. This Resolution shall become effective immediately upon its adoption.

PASSED AND ADOPTED on April 16, 2026.

Attest:

**Oakstead
Community Development District**

Print Name: _____
Title: [] Secretary/ [] Assistant Secretary

Print Name: _____
Title: Chair of the Board of Supervisors

Exhibit A: Recreational Amenities Fees

Exhibit A

Oakstead Community Development District

Fee Schedule for Key Fobs

Key Fobs that allow access to the District's Recreational Amenities will be available at the Oakstead Clubhouse per the Schedule below:

Effective Period	Number of Key Fobs Allowed per Address	Cost Structure
Through September 30, 2026	Maximum of Four (4)	First Two (2) Fobs at no cost; additional Fobs at \$10.00 each
On and after October 1, 2026	Maximum of Four (4)	All Fobs issued at \$10.00 each



SMART INVESTING

Access Multi-Million-Dollar FDIC Insurance
and Earn Interest

MMDA OFFERING

INTRAFI CASH SERVICESM

OVERVIEW



ICS is a smart convenient way to safeguard your large deposits. With ICS your funds are placed into money market deposit accounts.

With ICS, you can

- Enjoy peace of mind knowing your funds are eligible for multi-million-dollar FDIC insurance
- Earn interest
- Save time by working directly with our bank
- Maintain flexibility
- Know the amount of your deposit can be used to invest in your local community¹

[1] When deposited funds are exchanged on a dollar-for-dollar basis with other institutions that use ICS, our bank can use the full amount of a deposit placed through ICS for local lending, satisfying some depositors' local investment goals or mandates. Alternatively, with a depositor's consent, our bank may choose to receive fee income instead of deposits from other participating institutions. Under these circumstances, deposited funds would not be available for local lending.

Deposit placement through CDARS or ICS is subject to the terms, conditions, and disclosures in applicable agreements. Although deposits are placed in increments that do not exceed the FDIC standard maximum deposit insurance amount ("SMDIA") at any one destination bank, a depositor's balances at the institution that places deposits may exceed the SMDIA (e.g., before settlement for deposits or after settlement for withdrawals) or be uninsured (if the placing institution is not an insured bank). The depositor must make any necessary arrangements to protect such balances consistent with applicable law and must determine whether placement through CDARS or ICS satisfies any restrictions on its deposits. A list identifying IntraFi network banks appears at <https://www.intrafi.com/network-banks>. The depositor may exclude banks from eligibility to receive its funds. IntraFi, ICS, Insured Cash Service are registered service marks, and the IntraFi hexagon and IntraFi logo are service marks, of IntraFi Network LLC.



WHY ICS?



Enjoy Peace of Mind

Relax knowing that your funds are eligible for multi-million-dollar FDIC insurance, protection that's backed by the full faith and credit of the United States government.

No one has ever lost a penny of FDIC-insured deposits.



Save Time

Work directly with us—a bank you know and trust—to access multi-million-dollar FDIC insurance, and say 'goodbye' to tracking collateral on an ongoing basis, managing multiple bank relationships, manually consolidating bank statements, and other time-consuming workarounds.



WHY ICS?



Maintain Flexibility

Enjoy access to funds placed into money market deposit accounts.



Earn Interest

Earn one interest rate.



Support Your Community

Feel good knowing that the full amount of your funds placed through ICS can stay local to support lending opportunities that build a stronger community.



HOW DOES ICS WORK?

Through just one bank relationship, you can access FDIC insurance from many.







The depositor must have or set up a transaction account for the use of ICS.

We, like other institutions that offer ICS, are members of a special network. When your organization uses ICS to place funds, that deposit is divided into amounts under the standard FDIC insurance maximum of \$250,000 and placed in deposit accounts at other FDIC-insured banks that participate in the same network. You receive just one monthly statement detailing all of your placements, and, as always, your confidential information remains protected.



FOLLOW THESE STRAIGHTFORWARD STEPS

-  You sign an ICS Deposit Placement Agreement and a custodial agreement with us.
-  You identify an existing transaction account (or set up a new one) to be used with ICS.
-  Your funds are placed into deposit accounts at other IntraFi network banks.
-  You can check balances and see where your funds are at all times using an online tool specially developed for ICS.
-  You receive one monthly statement from us summarizing your account activity and balances across institutions.



UTILIZE CONVENIENT, ONLINE TOOLS

When you choose ICS, you gain access to the Depositor Control Panel. You can check your ICS balances, view where your funds could be placed, review and manage daily proposed fund placements, track monthly program withdrawals, and view your transaction history.

Welcome to the ICS® Depositor Control Panel

Welcome to the Depositor Control Panel for ICS, the Insured Cash Sweep® service. Your funds have been placed by **Bear County Community Bank** through ICS into deposit accounts at depository institutions (each as a Destination Institution) that participate in the service.

Total Principal Balance: **\$4,695,000.00**

Total Accrued Interest: **\$642.80**

[Statements](#) | [Where Can My Funds Be Placed?](#)

My Accounts

[Print](#) → [Export](#) [Filter](#)

Account Title	Institution Transaction Account No.	ICS Deposit Option	Program Withdrawals ⓘ	Rate %	Principal Balance	Accrued Interest
Sample Corporation Account 1	*****004	Savings	1 of 6	0.842	\$2,450,000.00	\$610.60
Sample Corporation Account 2	*****008	Demand	1 of 6	0.712	\$2,245,000.00	\$32.20

www.depositorcontrol.com



CALL US TODAY

Let's talk about how ICS can work for you.





Who can use **ICS**?

- Businesses of all sizes and types
- Nonprofits
- Government finance officers
- Other large-dollar depositors

How can you take advantage of **ICS**?

Let's talk about how ICS can work for you, and how you can enjoy yield, peace of mind, and flexibility—all at the same time.

IT **PAYS** TO BE SAFE[®]



What is ICS?

The ICS®, or Insured Cash Sweep®, service is a smart, secure, and convenient way to safeguard your large deposits.



EARN INTEREST

Put funds to work in money market deposit accounts.



ENJOY PEACE OF MIND

Your ICS funds are eligible for multi-million-dollar protection that's backed by the full faith and credit of the United States government.

No depositor has ever lost a penny of FDIC-insured funds.




MAINTAIN ACCESS TO FUNDS

Withdraw ICS funds up to six times per month.

How does ICS work?

Our bank is part of a special network, the ICS Network. You have or set up a transaction account with our bank, sign the agreements, and deposit funds.



Deposits are sent to money market deposit accounts at other member institutions in amounts under the standard FDIC insurance maximum of \$250,000.¹

By working directly with just us—a bank you already know and trust—you can receive coverage through many and get just one regular statement.

[1] The standard FDIC insurance maximum is \$250,000 per insured capacity, per bank.

Placement of funds through the ICS service is subject to the terms, conditions, and disclosures in the service agreements, including the Deposit Placement Agreement ("DPA"). Limits and customer eligibility criteria apply. With the ICS savings option, program withdrawals are limited to six per month. Although funds are placed at destination banks in amounts that do not exceed the FDIC standard maximum deposit insurance amount ("SMDIA"), a depositor's balances at the relationship institution that places the funds may exceed the SMDIA (e.g., before ICS settlement for a deposit or after ICS settlement for a withdrawal) or be ineligible for FDIC insurance (if the relationship institution is not a bank). As stated in the DPA, the depositor is responsible for making any necessary arrangements to protect such balances consistent with applicable law. If the depositor is subject to restrictions on placement of its funds, the depositor is responsible for determining whether its use of ICS satisfies those restrictions. ICS, Insured Cash Sweep, and It Pays to Be Safe are registered service marks of Promontory Interfinancial Network, LLC.

Safety, Returns, and Peace of Mind: Access up to \$175 Million Dollars in FDIC insurance

ICS®, the IntraFi Cash ServiceSM, and CDARS®, the IntraFi Certificate of Deposit Account Registry Service® are smart, secure, convenient ways to keep large-dollar deposits safe. You can access multi-million-dollar FDIC insurance at network banks through your BankUnited relationship, all while keeping your funds safe and secure.

How do ICS and CDARS work?

When we place your organization's deposit through the ICS or CDARS service, your money is divided into amounts under the standard FDIC insurance maximum of \$250,000 and is placed in deposit accounts at multiple FDIC-insured banks. This makes your deposit eligible for FDIC insurance with each member bank. Use of these services makes it possible for you to gain access to up to \$175 million dollars of FDIC insurance. As a result, you can access coverage from many institutions while working directly with BankUnited as a single point of contact.

**Want to learn more?
Call me today.**

With ICS and CDARS, you can:



Enjoy Peace of Mind – With access to multi-million-dollar FDIC coverage through both services, your funds are eligible for protection that is backed by the full faith and credit of the federal government.



Save Time – You can forego the need to track collateral on an ongoing basis, open accounts under different insurable capacities, or to manage multiple bank relationships. This means you can spend more time accomplishing your financial goals.



Access Funds – When funds are placed through the ICS service, you may make unlimited program withdrawals. Funds placed through the CDARS service offer multiple maturities to help meet your liquidity needs.

Oakstead Community Development District
 Expenditure Report - General Fund
 For the Period(s) from Oct 01, 2025 to Feb 28, 2026
 (Sorted by Department)

Posting Date	Account #	Document #	Trans. Type	Vendor Name	Description	Amount
--------------	-----------	------------	-------------	-------------	-------------	--------

DEPARTMENT NAME: EXECUTIVE

Account Name: ProfServ-Mgmt Consulting

10/08/25	531027-51201-5000	160669	VENDOR	INFRAMARK LLC	OCT25 District Mgmt Services	5,048.83
11/11/25	531027-51201-5000	163491	VENDOR	INFRAMARK LLC	NOV25 District Mgmt Services	5,048.83
12/01/25	531027-51201-5000	165617	VENDOR	INFRAMARK LLC	Management Services DEC 2025	5,048.83
01/02/26	531027-51201-5000	167741	VENDOR	INFRAMARK LLC	JAN 26 District Mgmt Services	5,048.83
02/01/26	531027-51201-5000	170590	VENDOR	INFRAMARK LLC	FEB 26 District Mgmt Services	5,048.83

YTD Total 25,244.15

Annual Budget \$60,585.96

Amount Remaining / (Budget overage) \$35,341.81

% of Budget 41.7%

Executive Department Total:	\$25,244.15
------------------------------------	--------------------

DEPARTMENT NAME: FINANCIAL AND ADMINISTRATIVE

Account Name: ProfServ-Arbitrage Rebate

02/05/26	531002-51301-5000	004052	VENDOR	LLS TAX SOLUTIONS INC.	Arbitrage Services Series 2016A	600.00
02/19/26	531002-51301-5000	004074	VENDOR	LLS TAX SOLUTIONS INC.	Arbitrage Services period ended January 11, 2026.	600.00

YTD Total 1,200.00

Annual Budget \$1,200.00

Amount Remaining / (Budget overage) \$0.00

% of Budget 100.0%

Account Name: ProfServ-Special Assessment

12/01/25	531038-51301-5000	165617	VENDOR	INFRAMARK LLC	Management Services DEC 2025	12,000.00
----------	-------------------	--------	--------	---------------	------------------------------	-----------

YTD Total 12,000.00

Annual Budget \$12,000.00

Amount Remaining / (Budget overage) \$0.00

% of Budget 100.0%

Account Name: ProfServ-Trustee Fees

12/16/25	531045-51301-5000	44095	VENDOR	HANCOCK WHITNEY BANK	Series 2016A1 FY26 Annual Trustee Fee	3,000.00
12/16/25	531045-51301-5000	44096	VENDOR	HANCOCK WHITNEY BANK	Series 2017A2 FY26 Annual Trustee Fee	2,000.00

YTD Total 5,000.00

Annual Budget \$5,000.00

Amount Remaining / (Budget overage) \$0.00

% of Budget 100.0%

Oakstead Community Development District
 Expenditure Report - General Fund
 For the Period(s) from Oct 01, 2025 to Feb 28, 2026
 (Sorted by Department)

Posting Date	Account #	Document #	Trans. Type	Vendor Name	Description	Amount
Account Name: Auditing Services						
01/05/26	532002-51301-5000	JE002206			Reclass Audit FY25 Grau & Associates	1,500.00
02/02/26	532002-51301-5000	28635	VENDOR	GRAU & ASSOCIATES	Audit FYE 09/30/2025	5,800.00
YTD Total						7,300.00
Annual Budget						\$7,200.00
<i>Amount Remaining / (Budget overage)</i>						<i>(\$100.00)</i>
<i>% of Budget</i>						101.4%
Account Name: Postage and Freight						
10/14/25	541006-51301-5000	9-028-28825	VENDOR	FEDEX	Oct - 2025 Postage	18.47
11/25/25	541006-51301-5000	164565	VENDOR	INFRAMARK LLC	POSTAGE	19.24
12/22/25	541006-51301-5000	166712	VENDOR	INFRAMARK LLC	POSTAGE	22.94
01/06/26	541006-51301-5000	9-129-65068	VENDOR	FEDEX	FedEx Express Services	25.38
01/20/26	541006-51301-5000	169052	VENDOR	INFRAMARK LLC	Postage	9.62
02/06/26	541006-51301-5000	9-154-90475	VENDOR	FEDEX	Fed Ex services	17.64
02/17/26	541006-51301-5000	171480	VENDOR	INFRAMARK LLC	Postage	27.38
YTD Total						140.67
Annual Budget						\$1,200.00
<i>Amount Remaining / (Budget overage)</i>						<i>\$1,059.33</i>
<i>% of Budget</i>						11.7%
Account Name: Insurance - General Liability						
10/01/25	545002-51301-5000	155000 TO 545002			Prepaid-FY26 General Liability Ins	17,733.00
YTD Total						17,733.00
Annual Budget						\$16,101.00
<i>Amount Remaining / (Budget overage)</i>						<i>(\$1,632.00)</i>
<i>% of Budget</i>						110.1%
Account Name: Printing and Binding						
YTD Total						-
Annual Budget						\$800.00
<i>Amount Remaining / (Budget overage)</i>						<i>\$800.00</i>
<i>% of Budget</i>						0.0%
Account Name: Legal Advertising						
10/01/25	548002-51301-5000	56644-092125	VENDOR	TIMES PUBLISHING COMPANY	Notice of FY26 Meeting Schedule	247.00
YTD Total						247.00
Annual Budget						\$1,347.00
<i>Amount Remaining / (Budget overage)</i>						<i>\$1,100.00</i>
<i>% of Budget</i>						18.3%

Oakstead Community Development District
 Expenditure Report - General Fund
 For the Period(s) from Oct 01, 2025 to Feb 28, 2026
 (Sorted by Department)

Posting Date	Account #	Document #	Trans. Type	Vendor Name	Description	Amount
Account Name: Misc-Bank Charges						
10/06/25	549009-51301-5000		ADP ACH 1		ADP Fees - Monthly	37.00
10/14/25	549009-51301-5000		SVC CHG		Hancock Bank- Operating Acct Bank Analysis Fee	120.48
10/21/25	549009-51301-5000	ACCT ANALYSIS FEE			TRUIST Svc Charge - Prior Period	105.90
11/03/25	549009-51301-5000		ADP ACH 1		ADP Fees - Monthly	40.60
11/10/25	549009-51301-5000	ID 052-2348088-000			FDMS Pymt Oakstead Cdd Cust ID 052-2348088-000	23.54
11/10/25	549009-51301-5000	549009 TO 549079			FDMS Pymt Oakstead Cdd Cust ID 052-2348088-000	(23.54)
11/14/25	549009-51301-5000		SVC CHG		Hancock Bank- Operating Acct Bank Analysis Fee	105.45
11/21/25	549009-51301-5000	ACCT ANALYSIS FEE			TRUIST Svc Charges- Prior Period	106.10
12/01/25	549009-51301-5000		ADP ACH 1		ADP Fees - Monthly	63.60
12/11/25	549009-51301-5000		SVC CHG		Hancock Bank- Operating Acct Bank Analysis Fee	80.01
12/22/25	549009-51301-5000	BANK SVC CHARGE			Truist Bank Service Charges Dec 25	96.33
01/05/26	549009-51301-5000	JE002266			ADP Payroll Fees	72.45
01/21/26	549009-51301-5000	ACCT ANALYSIS FEE			TRUIST ACCT ANALYSIS FEE JAN 26	92.20
02/02/26	549009-51301-5000	JE002212			ADP Payroll Fees	36.60
02/23/26	549009-51301-5000	ACCT ANALYSIS FEE			TRUIST ACCT ANALYSIS FEE FEB 26	80.00
YTD Total						1,036.72
Annual Budget						\$849.48
<i>Amount Remaining / (Budget overage)</i>						<i>(\$187.24)</i>
<i>% of Budget</i>						<i>122.0%</i>
Account Name: Misc-Assessment Collection Cost						
11/06/25	549070-51301-5000	FY26 RECEIPTS			Pasco Cty TC: 6/1/25 - 11/1/25 Collections	391.76
11/14/25	549070-51301-5000	FY26 RECEIPTS			Pasco Cty TC: 11/1/25 - 11/8/25 Collections	1,668.35
11/20/25	549070-51301-5000	FY26 RECEIPTS			Pasco Cty TC: 11/9/25 - 11/15/25 Collections	1,092.00
11/26/25	549070-51301-5000	FY26 RECEIPTS			Pasco Cty TC: 11/16/25 - 11/19/25 Collections	566.55
12/05/25	549070-51301-5000	FY26 RECEIPTS			Pasco Cty TC: 11/20/25 - 11/26/25 Collections	14,956.10
12/11/25	549070-51301-5000	FY26 RECEIPTS			Pasco Cty TC: 11/27/25 - 12/2/25 Collections	1,621.44
12/18/25	549070-51301-5000	FY26 RECEIPTS			Pasco Cty TC: 12/3/25 - 12/10/25 Collections	267.95
01/09/26	549070-51301-5000	FY26 RECEIPTS			Pasco Cty TC: 12/11/25 - 12/31/25 Collections	447.20
02/12/26	549070-51301-5000	FY26 RECEIPTS			Pasco Cty TC: 01/01/26 - 01/31/26 Collections	486.23
YTD Total						21,497.58
Annual Budget						\$23,260.00
<i>Amount Remaining / (Budget overage)</i>						<i>\$1,762.42</i>
<i>% of Budget</i>						<i>92.4%</i>

Oakstead Community Development District
 Expenditure Report - General Fund
 For the Period(s) from Oct 01, 2025 to Feb 28, 2026
 (Sorted by Department)

Posting Date	Account #	Document #	Trans. Type	Vendor Name	Description	Amount
Account Name: Misc-Credit Card Fees						
10/03/25	549079-51301-5000	CUST ID 526609473883			TRUIST acct - Clover App Fee Cust ID 526609473883	46.78
10/10/25	549079-51301-5000	CUST ID 825376010880			TRUIST acct - Clover Discount Fee	45.15
10/10/25	549079-51301-5000	052-2348088-00			TRUIST acct - FDMS ACH - CLOVER FEE	44.24
10/14/25	549079-51301-5000	CUST ID 2397546			TRUIST acct - Clover App Fee Cust ID 2397546	29.95
10/14/25	549079-51301-5000	CUST ID 1589459			TRUIST acct - Clover App Fee Cust ID 1589459	29.95
11/03/25	549079-51301-5000	CUST ID 526609473883			Discount-MERCH BNKCD NSD Cust ID 526609473883	56.84
11/10/25	549079-51301-5000	CUST ID 825376010880			Discount -TRUIST Merch Svc 825376010880 5376010880	25.00
11/10/25	549079-51301-5000	549009 TO 549079			FDMS Pymt Oakstead Cdd Cust ID 052-2348088-000	23.54
11/12/25	549079-51301-5000	CUST ID 2397546			Clover Fees Oakstead CDD Cust ID 2397546	29.95
11/12/25	549079-51301-5000	CUST ID 1589459			Clover Fees Oakstead Community Dev Cust ID 1589459	29.95
12/03/25	549079-51301-5000	CUST ID 2397546			Discount Merch Bnkcd	47.34
12/05/25	549079-51301-5000	CUST ID 1589459			Discount Merch Bnkcd	15.00
12/05/25	549079-51301-5000	JE002263			Reclass Discount Merch Bnkcd	(15.00)
12/10/25	549079-51301-5000	CC FEE 4			Discount Merch Bnkcd	25.00
12/10/25	549079-51301-5000	ID 052-2348088-000			FDMS PYMT	23.54
12/11/25	549079-51301-5000	CUST ID 825376010880			Clover Fee	29.95
12/11/25	549079-51301-5000	CLRD 6/20/25			Clover Fee	29.95
12/12/25	549079-51301-5000	CLRD 6/20/25			Clover Fee	(29.95)
12/12/25	549079-51301-5000	CLRD 6/20/25			Clover Fee	(29.95)
12/12/25	549079-51301-5000	CLRD 6/20/25			Clover Fee	29.95
12/12/25	549079-51301-5000	CLRD 6/20/25			Clover Fee	29.95
12/12/25	549079-51301-5000	CLRD 6/20/25			Clover Fee	29.95
12/13/25	549079-51301-5000	CLRD 6/20/25			Clover Fee	29.95
12/13/25	549079-51301-5000	CLRD 6/20/25			Clover Fee	(29.95)
12/30/25	549079-51301-5000	CUST ID 526609473883			Discount Merch Bnkcd	200.00
12/30/25	549079-51301-5000	JE002264			Reclass Discount Merch Bnkcd	(200.00)
12/31/25	549079-51301-5000	DISCOUNT FEE 2			Discount Merch Bnkcd	45.00
12/31/25	549079-51301-5000	JE002265			Reclass Discount Merch Bnkcd	(45.00)
01/03/26	549079-51301-5000	CUST ID 2397546			Discount Merch Bnkcd	47.34
01/03/26	549079-51301-5000	CUST ID 2397546			Discount Merch Bnkcd	(47.34)
01/05/26	549079-51301-5000	CUST ID 1589459			Discount Merch Bnkcd	15.00
01/05/26	549079-51301-5000	MERCH BANKCR FEE			DISCOUNT MERCH BNKCD FEE	53.66
01/05/26	549079-51301-5000	CUST ID 1589459			Discount Merch Bnkcd	(15.00)
01/12/26	549079-51301-5000	CLOVER			CLOVER FEE	29.95
01/12/26	549079-51301-5000	CLOVER1			CLOVER FEE	29.95
01/12/26	549079-51301-5000	FDMS			FDMS PYMT	23.54
01/12/26	549079-51301-5000	TRUIST			DISCOUNT TRUIST MERCH	25.00
02/03/26	549079-51301-5000	DISCOUNT FEE			Discount Merch Bnkcd Fee	42.61
02/10/26	549079-51301-5000	DISCOUNT FEE			Discount Merch Bnkcd Fee	25.00
02/10/26	549079-51301-5000	FDMS PYMT			FDMS PYMT	23.54
02/11/26	549079-51301-5000	CLOVER FEE			CLOVER FEE	29.95
02/11/26	549079-51301-5000	CLOVER FEE1			CLOVER FEE	29.95

YTD Total	830.28
Annual Budget	\$600.00
<i>Amount Remaining / (Budget overage)</i>	<i>(\$230.28)</i>
<i>% of Budget</i>	<i>138.4%</i>

Oakstead Community Development District
 Expenditure Report - General Fund
 For the Period(s) from Oct 01, 2025 to Feb 28, 2026
 (Sorted by Department)

Posting Date	Account #	Document #	Trans. Type	Vendor Name	Description	Amount
Account Name: Office Supplies						
10/08/25	551002-51301-5000	160669	VENDOR	INFRAMARK LLC	OCT25 District Mgmt Services	8.33
11/11/25	551002-51301-5000	163491	VENDOR	INFRAMARK LLC	NOV25 District Mgmt Services	8.33
12/01/25	551002-51301-5000	165617	VENDOR	INFRAMARK LLC	Management Services DEC 2025	8.33
01/02/26	551002-51301-5000	JE002267			Reclass JAN 26 District Mgmt Services	8.33
02/01/26	551002-51301-5000	JE002214			FEB 26 MGMT SERVICES	8.33
02/01/26	551002-51301-5000	JE002214			FEB 26 MGMT SERVICES	(8.33)
02/01/26	551002-51301-5000	JE002215			Feb 26 District Mgmt Services	8.33

YTD Total	41.65
Annual Budget	\$100.00
<i>Amount Remaining / (Budget overage)</i>	\$58.35
<i>% of Budget</i>	41.7%

Account Name: Annual District Filing Fee

10/01/25	554007-51301-5000	92398-ACH	VENDOR	FLORIDA COMMERCE	FY 25/26 -DISTRICT FILING FEES	175.00
----------	-------------------	-----------	--------	------------------	--------------------------------	--------

YTD Total	175.00
Annual Budget	\$175.00
<i>Amount Remaining / (Budget overage)</i>	\$0.00
<i>% of Budget</i>	100.0%

Financial And Administrative Department Total:	\$67,201.90
---	--------------------

DEPARTMENT NAME: LEGAL COUNSEL

Account Name: ProfServ-Legal Services

11/20/25	531023-51401-5000	27502	VENDOR	STRALEY ROBIN VERICKER	Legal Service Through 10/31/25	1,015.50
12/23/25	531023-51401-5000	27677	VENDOR	STRALEY ROBIN VERICKER	Legal Service Through 11/30/25	1,621.00
01/05/26	531023-51401-5000	28464	VENDOR	GRAU & ASSOCIATES	Audit FYE	1,500.00
01/05/26	531023-51401-5000	JE002206			Reclass Audit FY25 Grau & Associates	(1,500.00)
01/14/26	531023-51401-5000	27754	VENDOR	STRALEY ROBIN VERICKER	REVIEW EMAIL FROM SUPERVISOR	61.00
02/13/26	531023-51401-5000	27881	VENDOR	STRALEY ROBIN VERICKER	Services Rendered Through January 31, 2026	2,331.50

YTD Total	5,029.00
Annual Budget	\$10,000.00
<i>Amount Remaining / (Budget overage)</i>	\$4,971.00
<i>% of Budget</i>	50.3%

Legal Counsel Department Total:	\$5,029.00
--	-------------------

Oakstead Community Development District
 Expenditure Report - General Fund
 For the Period(s) from Oct 01, 2025 to Feb 28, 2026
 (Sorted by Department)

Posting Date	Account #	Document #	Trans. Type	Vendor Name	Description	Amount
--------------	-----------	------------	-------------	-------------	-------------	--------

DEPARTMENT NAME: COMPREHENSIVE PLANNING

Account Name: ProfServ-Engineering

10/07/25	531013-51501-5000	2152	VENDOR	BRLETIC DVORAK, INC.	Engineering Services thru 090925	360.00
10/31/25	531013-51501-5000	2184	VENDOR	BRLETIC DVORAK, INC.	DISTRICT ENGINEER OCTOBER 2025	1,790.00
11/30/25	531013-51501-5000	INV 2238			ACCRUE BDI - BILLING THRU NOV 2025	2,602.50
12/01/25	531013-51501-5000	INV 2238			ACCRUE BDI - BILLING THRU NOV 2025	(2,602.50)
12/04/25	531013-51501-5000	2238	VENDOR	BRLETIC DVORAK, INC.	Engineering Services thru 112525	2,602.50
01/01/26	531013-51501-5000	2277	VENDOR	BRLETIC DVORAK, INC.	Engineer services Dec 2025	1,530.00
02/05/26	531013-51501-5000	2303	VENDOR	BRLETIC DVORAK, INC.	ENG SRVCS	1,380.00
02/05/26	531013-51501-5000	2324	VENDOR	BRLETIC DVORAK, INC.	ENG SRVCS	670.00
YTD Total						8,332.50
Annual Budget						\$16,999.92
<i>Amount Remaining / (Budget overage)</i>						<i>\$8,667.42</i>
<i>% of Budget</i>						<i>49.0%</i>

Comprehensive Planning Department Total:	\$8,332.50
---	-------------------

DEPARTMENT NAME: FIELD

Account Name: Contracts-Landscape

10/06/25	534050-53901-5000	361562	VENDOR	LANDSCAPE MAINTENANCE PROFESSIONALS	OCT25 Landscape Maintenance	20,844.97
11/03/25	534050-53901-5000	365820	VENDOR	LANDSCAPE MAINTENANCE PROFESSIONALS	NOV25 Landscape Maintenance	20,844.97
12/01/25	534050-53901-5000	370310	VENDOR	JUNIPER LANDSCAPING OF FLORIDA LLC	DEC25 Landscape Maintenance	20,844.97
01/01/26	534050-53901-5000	375613	VENDOR	JUNIPER LANDSCAPING OF FLORIDA LLC	JAN 26 Landscape Maintenance	20,844.97
02/28/26	534050-53901-5000	ACCRUAL			ACCRUE FEB 26 LANDSCAPE MAINTENANCE	20,844.97
YTD Total						104,224.85
Annual Budget						\$259,410.00
<i>Amount Remaining / (Budget overage)</i>						<i>\$155,185.15</i>
<i>% of Budget</i>						<i>40.2%</i>

Account Name: Contracts-Landscape Consultant

10/17/25	534062-53901-5000	45984	VENDOR	OLM	10/6/25 LANDSCAPE INSPECTION	1,620.00
11/19/25	534062-53901-5000	46219	VENDOR	OLM	11/10/25 LANDSCAPE INSPECTION	1,620.00
12/15/25	534062-53901-5000	46445	VENDOR	OLM	12/08/25 LANDSCAPE INSPECTION	1,620.00
01/30/26	534062-53901-5000	46668	VENDOR	OLM	01/20/26 LANDSCAPE INSPECTION	1,620.00
02/27/26	534062-53901-5000	46842	VENDOR	OLM	02/18/26 LANDSCAPE INSPECTION	1,620.00
02/28/26	534062-53901-5000	ACCRUAL			ACCRUE FEB 26 LANDSCAPE INSPECTION	1,620.00
YTD Total						9,720.00
Annual Budget						\$19,440.00
<i>Amount Remaining / (Budget overage)</i>						<i>\$9,720.00</i>
<i>% of Budget</i>						<i>50.0%</i>

Oakstead Community Development District
 Expenditure Report - General Fund
 For the Period(s) from Oct 01, 2025 to Feb 28, 2026
 (Sorted by Department)

Posting Date	Account #	Document #	Trans. Type	Vendor Name	Description	Amount
Account Name: Contracts-Mulch						
11/10/25	534065-53901-5000	367483	VENDOR	LANDSCAPE MAINTENANCE PROFESSIONALS	Mulch 550 Yards	31,900.00
YTD Total						31,900.00
Annual Budget						\$31,900.00
<i>Amount Remaining / (Budget overage)</i>						\$0.00
<i>% of Budget</i>						100.0%
Account Name: Contracts-Lakes						
10/01/25	534084-53901-5000	1044	VENDOR	CLEARVUE ENVIROMENTAL LLC	OCT 25 Aquatic Services	2,450.00
11/01/25	534084-53901-5000	1059	VENDOR	CLEARVUE ENVIROMENTAL LLC	NOV 25 Aquatic Services	2,450.00
12/01/25	534084-53901-5000	1077	VENDOR	CLEARVUE ENVIROMENTAL LLC	DEC 25 Aquatic Services	2,450.00
01/01/26	534084-53901-5000	1100	VENDOR	CLEARVUE ENVIROMENTAL LLC	JAN 26 AQUATIC SERVICES	2,450.00
02/01/26	534084-53901-5000	1131	VENDOR	CLEARVUE ENVIROMENTAL LLC	FEB 26 AQUATIC SERVICES	2,450.00
YTD Total						12,250.00
Annual Budget						\$30,348.00
<i>Amount Remaining / (Budget overage)</i>						\$18,098.00
<i>% of Budget</i>						40.4%
Account Name: Contracts-Florida Hwy Patrol						
10/01/25	534101-53901-5000	100125-ADMIN	VENDOR	BIG DOG LEO SERVICES, LLC	FHP ADMIN FEE 10/01/25	150.00
10/06/25	534101-53901-5000	ND-100625	VENDOR	NICHOLAS C. DOLAN	10/06/25 3 Hours of Duty	240.00
10/20/25	534101-53901-5000	ND-102025	VENDOR	NICHOLAS C. DOLAN	10/20/25 3 HOURS SECURITY	240.00
10/21/25	534101-53901-5000	JS-102125	VENDOR	JOHN SESSA	SECURITY 10/21/25 3 HOURS	240.00
10/22/25	534101-53901-5000	ND-102125	VENDOR	NICHOLAS C. DOLAN	10/21/25 3 HOURS OF DUTY	240.00
10/29/25	534101-53901-5000	JS-102125	VENDOR	JOHN SESSA	Credit Memo 000248	(240.00)
10/31/25	534101-53901-5000	TIMING CORRECTION			Two O Eight Security - Oct services posted to Nov	1,440.00
11/01/25	534101-53901-5000	110125-ADMIN	VENDOR	BIG DOG LEO SERVICES, LLC	FHP ADMIN FEE 11/01/25	150.00
11/01/25	534101-53901-5000	TIMING CORRECTION			Two O Eight Security - Oct services posted to Nov	(1,440.00)
11/04/25	534101-53901-5000	110325	VENDOR	STEVEN D TURNER	FHP 11/03/25 4 hours	240.00
11/06/25	534101-53901-5000	110625	VENDOR	STEVEN D TURNER	FHP 11/06/25 4 hours	240.00
11/07/25	534101-53901-5000	110725-	VENDOR	STEVEN D TURNER	FHP 11/07/25 4 hours	240.00
11/08/25	534101-53901-5000	110825	VENDOR	STEVEN D TURNER	FHP 11/08/25 4 hours	240.00
11/11/25	534101-53901-5000	JH-103025	VENDOR	TWO O EIGHT SECURITY, INC	Security 10/30/25 (J Hypes)	240.00
11/11/25	534101-53901-5000	JH-102725	VENDOR	TWO O EIGHT SECURITY, INC	Security 10/27/25 (J Hypes)	240.00
11/11/25	534101-53901-5000	JH-101025	VENDOR	TWO O EIGHT SECURITY, INC	Security 10/10/25 (J Hypes)	240.00
11/11/25	534101-53901-5000	JH-101625	VENDOR	TWO O EIGHT SECURITY, INC	Security 10/16/25 (J Hypes)	240.00
11/11/25	534101-53901-5000	JH-102025	VENDOR	TWO O EIGHT SECURITY, INC	Security 10/20/25 (J Hypes)	240.00
11/11/25	534101-53901-5000	JH-102325	VENDOR	TWO O EIGHT SECURITY, INC	Security 10/23/25 (J Hypes)	240.00
11/15/25	534101-53901-5000	111525	VENDOR	STEVEN D TURNER	FHP 11/15/25 4 hours incl travel time	240.00
11/18/25	534101-53901-5000	111825	VENDOR	STEVEN D TURNER	FHP 11/18/25 4 hours incl travel time	240.00
11/30/25	534101-53901-5000	JH-110425	VENDOR	TWO O EIGHT SECURITY, INC	Security 11/4/25 (J Hypes)	240.00
11/30/25	534101-53901-5000	JH-111125	VENDOR	TWO O EIGHT SECURITY, INC	Security 11/11/25 (J Hypes)	240.00
11/30/25	534101-53901-5000	JH-111425	VENDOR	TWO O EIGHT SECURITY, INC	Security 11/14/25 (J Hypes)	240.00
11/30/25	534101-53901-5000	JH-111725	VENDOR	TWO O EIGHT SECURITY, INC	Security 11/17/25 (J Hypes)	240.00
11/30/25	534101-53901-5000	JH-112425	VENDOR	TWO O EIGHT SECURITY, INC	Security 11/24/25 (J Hypes)	240.00
11/30/25	534101-53901-5000	JH-112825	VENDOR	TWO O EIGHT SECURITY, INC	Security 11/28/25 (J Hypes)	240.00
12/01/25	534101-53901-5000	120125-ADMIN	VENDOR	BIG DOG LEO SERVICES, LLC	FHP ADMIN FEE 12/01/25	150.00
12/04/25	534101-53901-5000	120325	VENDOR	STEVEN D TURNER	FHP 12/3/25 4 hours incl travel time	240.00

Oakstead Community Development District
 Expenditure Report - General Fund
 For the Period(s) from Oct 01, 2025 to Feb 28, 2026
 (Sorted by Department)

Posting Date	Account #	Document #	Trans. Type	Vendor Name	Description	Amount
12/05/25	534101-53901-5000	120425	VENDOR	STEVEN D TURNER	FHP 12/4/25 4 hours incl travel time	240.00
12/16/25	534101-53901-5000	121525-	VENDOR	STEVEN D TURNER	FHP 12/15/25 4 hours incl travel time	240.00
12/18/25	534101-53901-5000	121725	VENDOR	STEVEN D TURNER	FHP 12/17/25 4 hours incl travel time	240.00
12/19/25	534101-53901-5000	121925	VENDOR	STEVEN D TURNER	FHP 12/19/25 4 hours incl travel time	240.00
12/23/25	534101-53901-5000	122225	VENDOR	STEVEN D TURNER	FHP 12/22/25 4 hours incl travel time	240.00
01/01/26	534101-53901-5000	010126-	VENDOR	BIG DOG LEO SERVICES, LLC	TRAFFIC ENFORCEMENT AND SECURITY PATROL	150.00
01/01/26	534101-53901-5000	JH-011426	VENDOR	TWO O EIGHT SECURITY, INC	SECURITY	240.00
01/01/26	534101-53901-5000	JH-011626	VENDOR	TWO O EIGHT SECURITY, INC	SECURITY	240.00
01/01/26	534101-53901-5000	JH-012026	VENDOR	TWO O EIGHT SECURITY, INC	SECURITY	240.00
01/01/26	534101-53901-5000	JH-012326	VENDOR	TWO O EIGHT SECURITY, INC	SECURITY	240.00
01/01/26	534101-53901-5000	JH-012826	VENDOR	TWO O EIGHT SECURITY, INC	SECURITY	240.00
01/06/26	534101-53901-5000	010626-	VENDOR	JOHN SESSA	SECURITY 01/06/26 4 HRS	240.00
01/06/26	534101-53901-5000	122225-	VENDOR	TWO O EIGHT SECURITY, INC	SECURITY	240.00
01/06/26	534101-53901-5000	010626	VENDOR	STEVEN D TURNER	SEC SVCS 1/6/26	240.00
01/06/26	534101-53901-5000	010626-	VENDOR	STEVEN D TURNER	TRAFFIC ENFORCEMENT AND SECURITY PATROL	240.00
01/06/26	534101-53901-5000	ST-010626	VENDOR	STEVEN D TURNER	FHP 01/06/26 4 hours incl travel time	240.00
01/08/26	534101-53901-5000	010826	VENDOR	STEVEN D TURNER	TRAFFIC ENFORCEMENT AND SECURITY PATROL	240.00
01/12/26	534101-53901-5000	120125	VENDOR	TWO O EIGHT SECURITY, INC	SECURITY	240.00
01/12/26	534101-53901-5000	120925-	VENDOR	TWO O EIGHT SECURITY, INC	SECURITY	240.00
01/12/26	534101-53901-5000	121225-	VENDOR	TWO O EIGHT SECURITY, INC	SECURITY SVCS	240.00
01/12/26	534101-53901-5000	121525-	VENDOR	TWO O EIGHT SECURITY, INC	SECURITY	240.00
01/13/26	534101-53901-5000	011326-	VENDOR	STEVEN D TURNER	TRAFFIC ENFORCEMENT AND SECURITY PATROL	240.00
01/13/26	534101-53901-5000	122925-	VENDOR	TWO O EIGHT SECURITY, INC	SECURITY	240.00
01/19/26	534101-53901-5000	011926-	VENDOR	STEVEN D TURNER	FHP 01/19/26 4 hours incl travel time	240.00
01/23/26	534101-53901-5000	012326-	VENDOR	STEVEN D TURNER	FHP 01/23/26 4 HOURS	240.00
01/26/26	534101-53901-5000	012626-	VENDOR	STEVEN D TURNER	TRAFFIC ENFORCEMENT AND SECURITY PATR	240.00
01/26/26	534101-53901-5000	JE002269			Big Dog Leo Services, LLC - Security Admin	150.00
01/27/26	534101-53901-5000	010626-	VENDOR	JOHN SESSA	Credit Memo 000249	(240.00)
02/01/26	534101-53901-5000	020126-	VENDOR	BIG DOG LEO SERVICES, LLC	TRAFFIC ENFORCEMENT AND SECURITY PATROL	150.00
02/01/26	534101-53901-5000	020126	VENDOR	STEVEN D TURNER	SEC SVCS 2/1/26	240.00
02/02/26	534101-53901-5000	JE002225			Big Dog Leo Services LLC Credit Memo 00251	(150.00)
02/03/26	534101-53901-5000	020226	VENDOR	STEVEN D TURNER	TRAFFIC ENFORCEMENT AND SECURITY PATROL	240.00
02/04/26	534101-53901-5000	010626	VENDOR	STEVEN D TURNER	Credit Memo 000250	(240.00)
02/04/26	534101-53901-5000	020326	VENDOR	STEVEN D TURNER	TRAFFIC ENFORCEMENT AND SECURITY PATROL	240.00
02/05/26	534101-53901-5000	JH-010926	VENDOR	TWO O EIGHT SECURITY, INC	1/9/26 Traffic enforcement	240.00
02/24/26	534101-53901-5000	ST-022326	VENDOR	STEVEN D TURNER	2/23/2026 TRAFFIC ENFORCEMENT AND SECURITY PATROL	240.00
02/24/26	534101-53901-5000	ST-022426	VENDOR	STEVEN D TURNER	2/24/26 TRAFFIC ENFORCEMENT AND SECURITY	240.00
02/28/26	534101-53901-5000	ST-022826	VENDOR	STEVEN D TURNER	TRAFFIC ENFORCEMENT AND SECURITY PATROL	240.00
YTD Total						13,230.00
Annual Budget						\$29,808.00
<i>Amount Remaining / (Budget overage)</i>						\$16,578.00
<i>% of Budget</i>						44.4%

Oakstead Community Development District
 Expenditure Report - General Fund
 For the Period(s) from Oct 01, 2025 to Feb 28, 2026
 (Sorted by Department)

Posting Date	Account #	Document #	Trans. Type	Vendor Name	Description	Amount
Account Name: Contracts-Gate Wi-Fi						
10/31/25	534141-53901-5000	ACCRUE OCT SVC			Contracts-Gate Wi-Fi - Accrue October	630.00
11/01/25	534141-53901-5000	ACCRUE OCT SVC			Contracts-Gate Wi-Fi - Accrue October	(630.00)
11/03/25	534141-53901-5000	0030738102125	VENDOR	CHARTER COMMUNICATIONS - ACH	OCT-NOV Multiple Gate Internet Accts	630.00
11/30/25	534141-53901-5000	112125 ACH			SPECTRUM GATE WIFI-NOV 2025	630.00
12/01/25	534141-53901-5000	0030738112125-ACH	VENDOR	SPECTRUM - ACH	GATE WIFI	630.00
12/01/25	534141-53901-5000	112125 ACH			SPECTRUM GATE WIFI-NOV 2025	(630.00)
12/03/25	534141-53901-5000	0140776112325-CHK	VENDOR	CHARTER COMMUNICATIONS - ACH	BALANCE DUE	8.95
12/21/25	534141-53901-5000	0030738122125-ACH	VENDOR	CHARTER COMMUNICATIONS - ACH	SPECTRUM GATE WIFI-DEC 2025	630.00
01/31/26	534141-53901-5000	ACCRUAL			SPECTRUM GATE WIFI-JAN 26	630.00
02/01/26	534141-53901-5000	ACCRUAL			SPECTRUM GATE WIFI-JAN 26	(630.00)
02/03/26	534141-53901-5000	0030738012126	VENDOR	CHARTER COMMUNICATIONS - ACH	BILL PRD 1/21-2/20/26	621.05
02/21/26	534141-53901-5000	0030738022126-ACH	VENDOR	CHARTER COMMUNICATIONS - ACH	BILL PRD 2/21-3/20/26	635.35
YTD Total						3,155.35
Annual Budget						\$6,000.00
<i>Amount Remaining / (Budget overage)</i>						\$2,844.65
<i>% of Budget</i>						52.6%
Account Name: Contracts-Gate CCTV						
10/01/25	534142-53901-5000	17911	VENDOR	COMPLETE I.T.	OCT 25 EAGLE EYE CAMERA 30 DAY CLOUD	342.00
11/01/25	534142-53901-5000	534143 TO 534142			NOV 25 EAGLE EYE CAMERA 30 DAY CLOUD	342.00
12/01/25	534142-53901-5000	534124 TO 534142			DEC 25 EAGLE EYE CAMERA 30 DAY CLOUD	342.00
01/01/26	534142-53901-5000	18791	VENDOR	COMPLETE I.T.	JAN 26 EAGLE EYE CAMERA 30 DAY CLOUD	446.50
02/01/26	534142-53901-5000	19053	VENDOR	COMPLETE I.T.	MISC SRVCS-TECH	446.50
YTD Total						1,919.00
Annual Budget						\$8,580.00
<i>Amount Remaining / (Budget overage)</i>						\$6,661.00
<i>% of Budget</i>						22.4%
Account Name: Contracts-Gate Cloud Lift Master						
10/01/25	534143-53901-5000	17912	VENDOR	COMPLETE I.T.	OCT 2025 LIFTMASTER VOIP & CLOUD HOSTING	510.00
11/01/25	534143-53901-5000	18208	VENDOR	COMPLETE I.T.	NOV 2025 LIFTMASTER VOIP & CLOUD HOSTING	510.00
11/01/25	534143-53901-5000	INV 18207 R/C			NOV 25 EAGLE EYE CAMERA 30 DAY CLOUD	342.00
11/01/25	534143-53901-5000	534143 TO 534142			R/C NOV 25 EAGLE EYE CAMERA 30 DAY CLOUD	(342.00)
12/01/25	534143-53901-5000	18486	VENDOR	COMPLETE I.T.	DEC 2025 LIFTMASTER VOIP & CLOUD HOSTING	510.00
01/01/26	534143-53901-5000	18792	VENDOR	COMPLETE I.T.	JAN 2026 LIFTMASTER VOIP & CLOUD HOSTING	510.00
02/01/26	534143-53901-5000	19054	VENDOR	COMPLETE I.T.	FEB 2026 LIFTMASTER VOIP & CLOUD	510.00
02/04/26	534143-53901-5000	19113	VENDOR	COMPLETE I.T.	GATE RECEIVER	409.99
YTD Total						2,959.99
Annual Budget						\$4,572.00
<i>Amount Remaining / (Budget overage)</i>						\$1,612.01
<i>% of Budget</i>						64.7%

Oakstead Community Development District
 Expenditure Report - General Fund
 For the Period(s) from Oct 01, 2025 to Feb 28, 2026
 (Sorted by Department)

Posting Date	Account #	Document #	Trans. Type	Vendor Name	Description	Amount
Account Name: Electricity - Streetlights						
10/01/25	543013-53901-5000	JE002226			AJE #1 To Accrue for 12th mon Duke Invoice paid in subsequent to FYE	(7,789.00)
10/16/25	543013-53901-5000	101625-7010-ACH	VENDOR	DUKE ENERGY-ACH	09/04/25-10/08/25 ELECTRIC	7,789.25
11/14/25	543013-53901-5000	111425-7010	VENDOR	DUKE ENERGY-ACH	10/3-11/7/25 Electricity	7,614.66
12/31/25	543013-53901-5000	ACCRUAL			DUKE ENERGY ACH DECEMBER 2025	7,500.00
01/01/26	543013-53901-5000	ACCRUAL			DUKE ENERGY ACH DECEMBER 2025	(7,500.00)
01/01/26	543013-53901-5000	121525-ACH	VENDOR	DUKE ENERGY-ACH	BILL PRD 11/5-12/5/25	7,550.12
01/16/26	543013-53901-5000	011626-7010-ACH	VENDOR	DUKE ENERGY-ACH	BILL PRD 12/3-1/8/26	7,976.24
01/31/26	543013-53901-5000	ACCRUAL			DUKE ENERGY ACH JANUARY 2026	7,500.00
01/31/26	543013-53901-5000	ACCRUAL			DUKE ENERGY ACH JANUARY 2026	(7,500.00)
02/01/26	543013-53901-5000	ACCRUAL			DUKE ENERGY ACH JANUARY 2026	(7,500.00)
02/01/26	543013-53901-5000	ACCRUAL			DUKE ENERGY ACH JANUARY 2026	7,500.00
02/24/26	543013-53901-5000	021326-7010	VENDOR	DUKE ENERGY-ACH	BILL PRD 1/6-2/6/26	7,312.93
02/28/26	543013-53901-5000	ACCRUAL			ACCRUE FEB 26 ELECTRIC	7,000.00

YTD Total	37,454.20
Annual Budget	\$99,000.00
<i>Amount Remaining / (Budget overage)</i>	\$61,545.80
<i>% of Budget</i>	37.8%

Account Name: Utility - Reclaimed Water						
10/31/25	543028-53901-5000	110425-ACH	VENDOR	PASCO COUNTY UTILITIES SERVICE - ACH	09/15/25-10/15/25 WATER/RECLAIMED WATER	1,696.80
11/30/25	543028-53901-5000	FY26 STANDING			S/U FY26 STANDING Utility - Reclaimed Water	1,500.00
12/01/25	543028-53901-5000	120225-ACH	VENDOR	PASCO COUNTY UTILITIES SERVICE - ACH	10/15-11/14/25 Water/Reclaimed Water	921.12
12/31/25	543028-53901-5000	ACCRUAL			PASCO CTY UTILITES DECEMBER 2025	1,000.00
01/01/26	543028-53901-5000	ACCRUAL			PASCO CTY UTILITES DECEMBER 2025	(1,000.00)
01/01/26	543028-53901-5000	JE002203			REVERSE S/U FY26 STANDING WATER & SEWER	(800.00)
01/01/26	543028-53901-5000	JE002204			REVERSE S/U FY26 STANDING WATER & SEWER	800.00
01/01/26	543028-53901-5000	JE002205			REVERSE S/U FY26 STANDING RECLAIMED WATER	(1,500.00)
01/01/26	543028-53901-5000	020326-ACH	VENDOR	PASCO COUNTY UTILITIES SERVICE - ACH	BILL PRD 12/16-1/14/26	1,718.04
01/06/26	543028-53901-5000	010626-ACH	VENDOR	PASCO COUNTY UTILITIES SERVICE - ACH	BILL PRD 11/14-12/16/25	2,092.72
01/31/26	543028-53901-5000	ACCRUAL			PASCO CTY UTILITES JANUARY 2026	2,000.00
02/01/26	543028-53901-5000	ACCRUAL			PASCO CTY UTILITES JANUARY 2026	(2,000.00)
02/04/26	543028-53901-5000	020426-ACH	VENDOR	PASCO COUNTY UTILITIES SERVICE - ACH	BILL PRD 12/16-1/14/26	239.37
02/20/26	543028-53901-5000	JE002213			Overpymt on Pymt 300077	(0.03)
02/28/26	543028-53901-5000	ACCRUAL			ACCRUE FEB 26 PASCO CTY UTILITIES	1,000.00

YTD Total	7,668.02
Annual Budget	\$22,920.96
<i>Amount Remaining / (Budget overage)</i>	\$15,252.94
<i>% of Budget</i>	33.5%

Account Name: Insurance - Property						
10/01/25	545001-53901-5000	155000 TO 545001			Prepaid-FY26 Property Insurance per policy	56,100.00

YTD Total	56,100.00
Annual Budget	\$0.00
<i>Amount Remaining / (Budget overage)</i>	(\$56,100.00)
<i>% of Budget</i>	n/a

Oakstead Community Development District
 Expenditure Report - General Fund
 For the Period(s) from Oct 01, 2025 to Feb 28, 2026
 (Sorted by Department)

Posting Date	Account #	Document #	Trans. Type	Vendor Name	Description	Amount
Account Name: R&M-Electrical						
11/03/25	546020-53901-5000	25183	VENDOR	HIMES ELECTRICAL SERVICE, INC.	Service Call Found No Issues	140.00
11/17/25	546020-53901-5000	25205	VENDOR	HIMES ELECTRICAL SERVICE, INC.	Replace GFI North Side of Courtyard	193.00
YTD Total						333.00
Annual Budget						\$1,500.00
<i>Amount Remaining / (Budget overage)</i>						\$1,167.00
<i>% of Budget</i>						22.2%
Account Name: R&M-Gate						
10/03/25	546034-53901-5000	17960	VENDOR	COMPLETE I.T.	Keswick Ent Gate-Loop Module Adjust Sensativity	330.00
10/09/25	546034-53901-5000	17982	VENDOR	COMPLETE I.T.	10/9/25 Tanglewylde replace touchscreen	1,883.83
10/20/25	546034-53901-5000	18032	VENDOR	COMPLETE I.T.	2 HRS -For onsite diagnosis of Hillington gate. More details in Ticket	330.00
11/13/25	546034-53901-5000	18286	VENDOR	COMPLETE I.T.	Ballastone Display Replacement for Liftmaster CAPXL	1,883.83
11/19/25	546034-53901-5000	18315	VENDOR	COMPLETE I.T.	Brenford Main Board Replacement	2,990.45
02/06/26	546034-53901-5000	JE002217			Complete I.T. Quarterly Gate Maintenance Q1 2026	1,800.00
02/13/26	546034-53901-5000	19151	VENDOR	COMPLETE I.T.	TROUBLESHOOTING KESWICK GATE CALL BOX	330.00
02/19/26	546034-53901-5000	19180	VENDOR	COMPLETE I.T.	Diagnosis of Keswick gate	330.00
02/25/26	546034-53901-5000	JE002218			Complete I.T. Troubleshooting Hillington Call Box and Gate	330.00
02/25/26	546034-53901-5000	JE002219			Complete I.T. Tech Labor & Yelp Siren	450.00
02/25/26	546034-53901-5000	JE002220			Complete I.T. Tech Labor & Yelp Siren	330.00
YTD Total						10,988.11
Annual Budget						\$10,000.00
<i>Amount Remaining / (Budget overage)</i>						(\$988.11)
<i>% of Budget</i>						109.9%
Account Name: R&M-Other Landscape						
10/13/25	546036-53901-5000	361951	VENDOR	LANDSCAPE MAINTENANCE PROFESSIONALS	10/11/25 Tanglewylde tree removal	2,250.00
10/27/25	546036-53901-5000	363353	VENDOR	LANDSCAPE MAINTENANCE PROFESSIONALS	Tree Removal on Lake Patience Rd	300.00
10/30/25	546036-53901-5000	363965	VENDOR	LANDSCAPE MAINTENANCE PROFESSIONALS	Enhancement Keswick Entrance	954.00
10/30/25	546036-53901-5000	363964	VENDOR	LANDSCAPE MAINTENANCE PROFESSIONALS	Enhancement Oakstead Entrance Center	19,764.00
10/30/25	546036-53901-5000	363963	VENDOR	LANDSCAPE MAINTENANCE PROFESSIONALS	Enhancement Across Clubhouse & Oakstead Blvd	7,546.50
10/31/25	546036-53901-5000	364141	VENDOR	LANDSCAPE MAINTENANCE PROFESSIONALS	Enhancement Brenford Entrance	2,430.00
11/14/25	546036-53901-5000	367803	VENDOR	JUNIPER LANDSCAPING OF FLORIDA LLC	Clubhouse Parking Lot Viburnum Hedges	1,759.50
11/14/25	546036-53901-5000	367804	VENDOR	JUNIPER LANDSCAPING OF FLORIDA LLC	Oakstead Blvd Plant Refill	3,780.00
11/19/25	546036-53901-5000	368329	VENDOR	JUNIPER LANDSCAPING OF FLORIDA LLC	Enhancement WeyMouth Entrance	3,393.00
01/15/26	546036-53901-5000	377691	VENDOR	JUNIPER LANDSCAPING OF FLORIDA LLC	SOD REPLACEMENT	1,235.00
01/16/26	546036-53901-5000	378078	VENDOR	JUNIPER LANDSCAPING OF FLORIDA LLC	STUMP GRINDING	175.00
02/23/26	546036-53901-5000	383231	VENDOR	JUNIPER LANDSCAPING OF FLORIDA LLC	Oakstead Cdd Second Center Median island Plant removal Sod	2,730.00
YTD Total						46,317.00
Annual Budget						\$10,000.00
<i>Amount Remaining / (Budget overage)</i>						(\$36,317.00)
<i>% of Budget</i>						463.2%

Oakstead Community Development District
 Expenditure Report - General Fund
 For the Period(s) from Oct 01, 2025 to Feb 28, 2026
 (Sorted by Department)

Posting Date	Account #	Document #	Trans. Type	Vendor Name	Description	Amount
Account Name: R&M-Irrigation						
11/13/25	546041-53901-5000	18285	VENDOR	COMPLETE I.T.	Laptop for Irrigation Pressure Testing	1,279.99
12/12/25	546041-53901-5000	373090	VENDOR	JUNIPER LANDSCAPING OF FLORIDA LLC	12/3/25 Clubhouse Sprinkler Repairs	84.75
12/12/25	546041-53901-5000	373091	VENDOR	JUNIPER LANDSCAPING OF FLORIDA LLC	12/3/25 Marchmont Wet Check Repairs	38.31
12/12/25	546041-53901-5000	373092	VENDOR	JUNIPER LANDSCAPING OF FLORIDA LLC	12/2/25 Keswick Entr Irrigation Rprs	718.12
12/22/25	546041-53901-5000	373960	VENDOR	JUNIPER LANDSCAPING OF FLORIDA LLC	IRRIGATION REPAIRS	587.06
12/22/25	546041-53901-5000	373961	VENDOR	JUNIPER LANDSCAPING OF FLORIDA LLC	IRRIGATION REPAIRS	1,003.24
01/19/26	546041-53901-5000	378222	VENDOR	JUNIPER LANDSCAPING OF FLORIDA LLC	IRR REPAIRS	250.00
01/19/26	546041-53901-5000	378220	VENDOR	JUNIPER LANDSCAPING OF FLORIDA LLC	IRRIGATION REPAIRS	1,205.44
01/19/26	546041-53901-5000	378221	VENDOR	JUNIPER LANDSCAPING OF FLORIDA LLC	6 Irrigation Repair-Keswick/Clubhouse-Valve	978.20
01/19/26	546041-53901-5000	378219	VENDOR	JUNIPER LANDSCAPING OF FLORIDA LLC	IRRIGATION	160.84
01/19/26	546041-53901-5000	378218	VENDOR	JUNIPER LANDSCAPING OF FLORIDA LLC	Repair-Ballastone-Valve Replacement	623.27
01/26/26	546041-53901-5000	378661	VENDOR	JUNIPER LANDSCAPING OF FLORIDA LLC	IRR REPAIRS	917.37
02/02/26	546041-53901-5000	380486	VENDOR	JUNIPER LANDSCAPING OF FLORIDA LLC	DEC IRR REPAIRS	411.77
02/02/26	546041-53901-5000	380487	VENDOR	JUNIPER LANDSCAPING OF FLORIDA LLC	DEC IRR REPAIRS	739.99
02/18/26	546041-53901-5000	020226-0316	VENDOR	LOWE'S COMPANIES	R&M CLUBHOUSE	258.68
02/23/26	546041-53901-5000	383217	VENDOR	JUNIPER LANDSCAPING OF FLORIDA LLC	February 2026 Irrigation Repair-Keswick Controller-Valve	644.43
02/23/26	546041-53901-5000	383214	VENDOR	JUNIPER LANDSCAPING OF FLORIDA LLC	January 2026 Completed Wet Check Repairs-Marchmont	94.45
02/23/26	546041-53901-5000	383216	VENDOR	JUNIPER LANDSCAPING OF FLORIDA LLC	January 2026 Irrigation Repair-Weymouth Controller-Diagnostic	390.00
02/23/26	546041-53901-5000	383215	VENDOR	JUNIPER LANDSCAPING OF FLORIDA LLC	January 2026 Completed Wet Check Repairs-Weymouth	288.99
02/27/26	546041-53901-5000	384064	VENDOR	JUNIPER LANDSCAPING OF FLORIDA LLC	Backflow System Repair	3,955.00
YTD Total						14,629.90
Annual Budget						\$22,000.00
<i>Amount Remaining / (Budget overage)</i>						\$7,370.10
<i>% of Budget</i>						66.5%

Oakstead Community Development District
 Expenditure Report - General Fund
 For the Period(s) from Oct 01, 2025 to Feb 28, 2026
 (Sorted by Department)

Posting Date	Account #	Document #	Trans. Type	Vendor Name	Description	Amount
Account Name: R&M-Other Field						
10/12/25	546063-53901-5000	23013	VENDOR	CROSSCREEK ENVIRONMENTAL	PONDS 5A AND 5C MECHANICAL VEGETATION REMOVAL	3,195.00
10/31/25	546063-53901-5000	110225-0316-ACH	VENDOR	LOWE'S COMPANIES	Lowe's: 10/13/25-10/31/25 CC Purchases	50.65
10/31/25	546063-53901-5000	110225-0316-ACH	VENDOR	LOWE'S COMPANIES	Lowe's: 10/13/25-10/31/25 CC Purchases	18.98
10/31/25	546063-53901-5000	110225-0316-ACH	VENDOR	LOWE'S COMPANIES	Lowe's: 10/13/25-10/31/25 CC Purchases	(30.24)
10/31/25	546063-53901-5000	110225-0316-ACH	VENDOR	LOWE'S COMPANIES	Lowe's: 10/13/25-10/31/25 CC Purchases	71.20
11/01/25	546063-53901-5000	102625-8900-ACH	VENDOR	TRUIST BANK-8900 ACH from #5221	TRUIST 10/6/25-10/24/25 CC Purchases (Luis)	11.00
11/01/25	546063-53901-5000	102625-8900-ACH	VENDOR	TRUIST BANK-8900 ACH from #5221	TRUIST 10/6/25-10/24/25 CC Purchases (Luis)	17.12
11/01/25	546063-53901-5000	102625-8900-ACH	VENDOR	TRUIST BANK-8900 ACH from #5221	TRUIST 10/6/25-10/24/25 CC Purchases (Luis)	11.60
11/01/25	546063-53901-5000	102625-8900-ACH	VENDOR	TRUIST BANK-8900 ACH from #5221	TRUIST 10/6/25-10/24/25 CC Purchases (Luis)	13.00
11/03/25	546063-53901-5000	1234	VENDOR	dba POP N ART WOODWORKS	Remove Playground & Haul Away	100.00
12/01/25	546063-53901-5000	112625-8900-ACH	VENDOR	TRUIST BANK-8900 ACH from #5221	NOV PURCHASES	14.46
12/01/25	546063-53901-5000	112625-8900-ACH	VENDOR	TRUIST BANK-8900 ACH from #5221	NOV PURCHASES	15.31
12/01/25	546063-53901-5000	112625-8900-ACH	VENDOR	TRUIST BANK-8900 ACH from #5221	NOV PURCHASES	34.99
12/01/25	546063-53901-5000	112625-8900-ACH	VENDOR	TRUIST BANK-8900 ACH from #5221	NOV PURCHASES	13.50
12/01/25	546063-53901-5000	112625-8900-ACH	VENDOR	TRUIST BANK-8900 ACH from #5221	NOV PURCHASES	13.00
12/01/25	546063-53901-5000	112625-8900-ACH	VENDOR	TRUIST BANK-8900 ACH from #5221	NOV PURCHASES	14.00
12/08/25	546063-53901-5000	120225-0316-ACH	VENDOR	LOWE'S COMPANIES	Lowe's 11/6-28/25 CC Purchases	131.26
12/26/25	546063-53901-5000	122625-8900-ACH	VENDOR	TRUIST BANK-8900 ACH from #5221	DEC PURCHASES	396.99
01/12/26	546063-53901-5000	010226-0316	VENDOR	LOWE'S COMPANIES	Lowe's 11/6-28/25 CC Purchases	116.73
01/13/26	546063-53901-5000	011326-	VENDOR	LUIS CHAGUACEDA	Mileage Report	145.00
01/26/26	546063-53901-5000	012626-8900-ACH	VENDOR	TRUIST BANK-8900 ACH from #5221	Truist Bank CC 12/27/25 - 01/26/26	57.73
01/30/26	546063-53901-5000	JE002221			HMJ Services LLC DBA Magic Bubbles - Long Bridge	1,500.00
02/04/26	546063-53901-5000	JE002222			HMJ Services LLC DBA Magic Bubbles - Wooden Bridge cleaning	750.00
02/12/26	546063-53901-5000	24191	VENDOR	CROSSCREEK ENVIRONMENTAL	Mechanical Vegetation Removal	7,455.00
02/12/26	546063-53901-5000	24652	VENDOR	CROSSCREEK ENVIRONMENTAL	Ponds 5A and 5C Debris Removal	3,800.00

YTD Total	17,916.28
Annual Budget	\$13,812.96
<i>Amount Remaining / (Budget overage)</i>	<i>(\$4,103.32)</i>
<i>% of Budget</i>	<i>129.7%</i>

Account Name: R&M-Trees and Trimming

10/09/25	546099-53901-5000	361773	VENDOR	LANDSCAPE MAINTENANCE PROFESSIONALS	10/1/25 Palm Tree Debooting	2,160.00
10/20/25	546099-53901-5000	362816	VENDOR	LANDSCAPE MAINTENANCE PROFESSIONALS	10/20/25-11/19/25 -BASKETBALL COURT PALM TREE DEBOOTING	900.00
02/20/26	546099-53901-5000	2465	VENDOR	A-Z TREE SERVICE	Tree removal and grind	900.00

YTD Total	3,960.00
Annual Budget	\$16,000.00
<i>Amount Remaining / (Budget overage)</i>	<i>\$12,040.00</i>
<i>% of Budget</i>	<i>24.8%</i>

Oakstead Community Development District
 Expenditure Report - General Fund
 For the Period(s) from Oct 01, 2025 to Feb 28, 2026
 (Sorted by Department)

Posting Date	Account #	Document #	Trans. Type	Vendor Name	Description	Amount
Account Name: R&M-Landscape Lighting						
12/03/25	546308-53901-5000	122503	VENDOR	DAVID M. BECHTEL	LIGHTING SVC / CRISTMAS LIGHTS	630.00
01/26/26	546308-53901-5000	012604	VENDOR	DAVID M. BECHTEL	Replace light and transformer	858.00
02/19/26	546308-53901-5000	022611	VENDOR	DAVID M. BECHTEL	Transformer replacement	543.00
YTD Total						2,031.00
Annual Budget						\$2,000.00
<i>Amount Remaining / (Budget overage)</i>						<i>(\$31.00)</i>
<i>% of Budget</i>						101.6%
Account Name: Misc-Holiday Lighting						
10/01/25	549028-53901-5000	155000 TO 549028			Prepaid-Decorating Elves Inv I231826542 Deposit pd in August	3,200.38
11/11/25	549028-53901-5000	I231827008	VENDOR	DECORATING ELVES, INC	PIF-HOLIDAY LIGHTING (FY26 Expense)	5,938.57
12/03/25	549028-53901-5000	122503	VENDOR	DAVID M. BECHTEL	LIGHTING SVC / CRISTMAS LIGHTS	300.00
02/14/26	549028-53901-5000	022601	VENDOR	DAVID M. BECHTEL	CHRISTMAS LIGHTING	340.00
YTD Total						9,778.95
Annual Budget						\$8,500.00
<i>Amount Remaining / (Budget overage)</i>						<i>(\$1,278.95)</i>
<i>% of Budget</i>						115.0%
Account Name: Misc-Property Taxes						
11/11/25	549044-53901-5000	111225-0040	VENDOR	MIKE FASANO	County Stormwater Non-Ad Valorem	3,128.16
YTD Total						3,128.16
Annual Budget						\$3,200.00
<i>Amount Remaining / (Budget overage)</i>						<i>\$71.84</i>
<i>% of Budget</i>						97.8%
Account Name: Reserve - Ponds						
11/01/25	568126-53901-5000	568046 TO 568126			R/C INV 2964-Deposit for O&M Rprs to all Ponds \$51,400	25,700.00
11/14/25	568126-53901-5000	2966	VENDOR	FINN OUTDOOR	PIF- O&M Repairs all Ponds \$51,400.00 Final Payment	25,700.00
YTD Total						51,400.00
Annual Budget						\$0.00
<i>Amount Remaining / (Budget overage)</i>						<i>(\$51,400.00)</i>
<i>% of Budget</i>						n/a
Field Department Total:						\$441,063.81

Oakstead Community Development District
 Expenditure Report - General Fund
 For the Period(s) from Oct 01, 2025 to Feb 28, 2026
 (Sorted by Department)

Posting Date	Account #	Document #	Trans. Type	Vendor Name	Description	Amount
--------------	-----------	------------	-------------	-------------	-------------	--------

DEPARTMENT NAME: PARKS AND RECREATION

Account Name: Payroll-Salaries

10/07/25	512001-57201-5000	PPE 10/3/25			Payroll-Salary PPE 10/3/25	2,308.00
10/21/25	512001-57201-5000	PPE 10/17/25			Payroll-Salary PPE 10/17/25	2,308.00
10/21/25	512001-57201-5000	PPE 10/17/25			Retro Payroll PPE 10/17/25	30.25
11/05/25	512001-57201-5000	PPE 10/31/25			Payroll-Salaries PPE 10/31/25	2,308.00
11/19/25	512001-57201-5000	PPE 11/14/25			Payroll-Salaries	2,308.00
12/03/25	512001-57201-5000	PPE 11/28/25			Payroll-Salaries	1,154.00
12/03/25	512001-57201-5000	PPE 11/28/25			Vacation	692.40
12/03/25	512001-57201-5000	PPE 11/28/25			Holiday	461.60
12/16/25	512001-57201-5000	STAFF PPE 12/12/25			Payroll-Salary L. Tempera	2,377.60
12/16/25	512001-57201-5000	STAFF PPE 12/12/25			Retro-Lynn Tempera	278.40
12/31/25	512001-57201-5000	STAFF PPE 12/26/25			Payroll-Salary L. Tempera	1,188.80
12/31/25	512001-57201-5000	STAFF PPE 12/26/25			Vacation - L. Tempera	713.28
12/31/25	512001-57201-5000	STAFF PPE 12/26/25			Holiday - L. Tempera	475.52
01/14/26	512001-57201-5000	ADP00084			Payroll-Salary	1,902.08
01/14/26	512001-57201-5000	ADP00084			Vacation	237.76
01/14/26	512001-57201-5000	ADP00084			Holiday	237.76
01/28/26	512001-57201-5000	ADP00085			Payroll-Salary	2,139.84
01/28/26	512001-57201-5000	ADP00085			Holiday	237.76
02/10/26	512001-57201-5000	JE002223			Payroll - Salary	2,377.60
02/24/26	512001-57201-5000	JE002224			Payroll - Salary	2,377.60

YTD Total 26,114.25

Annual Budget \$68,264.00

Amount Remaining / (Budget overage) \$42,149.75

% of Budget 38.3%

Account Name: Payroll-Hourly

10/07/25	512002-57201-5000	PPE 10/3/25			Payroll- Hourly PPE 10/3/25	3,817.50
10/21/25	512002-57201-5000	PPE 10/17/25			Payroll- Hourly PPE 10/17/25	3,821.35
11/05/25	512002-57201-5000	PPE 10/31/25			Payroll- Hourly	4,086.43
11/19/25	512002-57201-5000	PPE 11/14/25			Payroll- Hourly	3,625.10
12/03/25	512002-57201-5000	PPE 11/28/25			Payroll- Hourly	3,036.50
12/16/25	512002-57201-5000	STAFF PPE 12/12/25			Payroll- Hourly	3,093.55
12/31/25	512002-57201-5000	STAFF PPE 12/26/25			Payroll- Hourly	2,900.21
01/14/26	512002-57201-5000	ADP00084			Payroll- Hourly	2,959.15
01/28/26	512002-57201-5000	ADP00085			Payroll- Hourly	3,370.04
02/10/26	512002-57201-5000	ADP00087			Payroll- Hourly	3,471.23
02/24/26	512002-57201-5000	ADP00088			Payroll- Hourly	3,115.11

YTD Total 37,296.17

Annual Budget \$72,952.00

Amount Remaining / (Budget overage) \$35,655.83

% of Budget 51.1%

Oakstead Community Development District
 Expenditure Report - General Fund
 For the Period(s) from Oct 01, 2025 to Feb 28, 2026
 (Sorted by Department)

Posting Date	Account #	Document #	Trans. Type	Vendor Name	Description	Amount
Account Name: FICA Taxes						
10/07/25	521001-57201-5000	PPE 10/3/25			ER FICA	468.60
10/21/25	521001-57201-5000	PPE 10/17/25			ER FICA	471.21
11/05/25	521001-57201-5000	PPE 10/31/25			ER FICA	489.17
11/19/25	521001-57201-5000	PPE 11/14/25			ER FICA	453.88
12/03/25	521001-57201-5000	PPE 11/28/25			ER FICA	408.85
12/16/25	521001-57201-5000	STAFF PPE 12/12/25			ER FICA	439.84
12/31/25	521001-57201-5000	STAFF PPE 12/26/25			ER FICA	403.75
01/14/26	521001-57201-5000	ADP00084			ER FICA	408.26
01/28/26	521001-57201-5000	ADP00085			ER FICA	439.69
02/10/26	521001-57201-5000	ADP00087			ER FICA	447.44
02/24/26	521001-57201-5000	ADP00088			ER FICA	420.19
YTD Total						4,850.88
Annual Budget						\$10,803.00
<i>Amount Remaining / (Budget overage)</i>						\$5,952.12
<i>% of Budget</i>						44.9%
Account Name: Workers' Compensation						
10/01/25	524001-57201-5000	155000 TO 524001			Prepaid-FY26 Workers' Comp Inv 29467 WC100125940	1,500.00
YTD Total						1,500.00
Annual Budget						\$4,500.00
<i>Amount Remaining / (Budget overage)</i>						\$3,000.00
<i>% of Budget</i>						33.3%
Account Name: Contracts-Security Services						
10/01/25	534037-57201-5000	17910	VENDOR	COMPLETE I.T.	OCT 25 MONITORED BURGLAR ALARM SYSTEM	65.00
11/01/25	534037-57201-5000	18206	VENDOR	COMPLETE I.T.	NOV 25 MONITORED BURGLAR ALARM SYSTEM	65.00
12/01/25	534037-57201-5000	18484	VENDOR	COMPLETE I.T.	DEC 25 MONITORED BURGLAR ALARM SYSTEM	65.00
01/01/26	534037-57201-5000	18790	VENDOR	COMPLETE I.T.	JAN 26 MONITORED BURGLAR ALARM SYSTEM	65.00
02/01/26	534037-57201-5000	19052	VENDOR	COMPLETE I.T.	FEB 26 MONITORED BURGLAR ALARM SYSTEM	65.00
YTD Total						325.00
Annual Budget						\$480.00
<i>Amount Remaining / (Budget overage)</i>						\$155.00
<i>% of Budget</i>						67.7%
Account Name: Contracts-Pools						
10/01/25	534078-57201-5000	2025-1260	VENDOR	COOPER POOLS, INC.	OCT 25 Pool Maintenance	3,940.00
11/02/25	534078-57201-5000	2025-1378	VENDOR	COOPER POOLS, INC.	NOV 25 Pool Maintenance	3,940.00
12/01/25	534078-57201-5000	2025-1498	VENDOR	COOPER POOLS, INC.	DEC 25 Pool Maintenance	3,940.00
01/01/26	534078-57201-5000	2026-1032	VENDOR	COOPER POOLS, INC.	JAN 26 Pool Maintenance	3,940.00
02/02/26	534078-57201-5000	2026-1128	VENDOR	COOPER POOLS, INC.	MONTHLY CLEANING CONTRACT	3,940.00
YTD Total						19,700.00
Annual Budget						\$17,820.00
<i>Amount Remaining / (Budget overage)</i>						(\$1,880.00)
<i>% of Budget</i>						110.5%

Oakstead Community Development District
 Expenditure Report - General Fund
 For the Period(s) from Oct 01, 2025 to Feb 28, 2026
 (Sorted by Department)

Posting Date	Account #	Document #	Trans. Type	Vendor Name	Description	Amount
Account Name: Contracts-Computer Support						
10/01/25	534124-57201-5000	17893	VENDOR	COMPLETE I.T.	OCT 25 MSP PLAN, CLOUD BACKUP & MICROSOFT O365 SUBSCRIB	182.95
10/01/25	534124-57201-5000	17894	VENDOR	COMPLETE I.T.	OCT 25 GOOGLE EMAIL (10) WITH VAULT	165.00
11/01/25	534124-57201-5000	18188	VENDOR	COMPLETE I.T.	NOV 25 MSP PLAN CLOUD BACKUP & MS OFFICE 365	182.95
11/01/25	534124-57201-5000	18189	VENDOR	COMPLETE I.T.	NOV 25 GOOGLE EMAIL (10) WITH VAULT	165.00
11/01/25	534124-57201-5000	18207	VENDOR	COMPLETE I.T.	NOV 25 EAGLE EYE CAMERA 30 DAY CLOUD	342.00
11/01/25	534124-57201-5000	INV 18207 R/C			R/C NOV 25 EAGLE EYE CAMERA 30 DAY CLOUD	(342.00)
12/01/25	534124-57201-5000	18467	VENDOR	COMPLETE I.T.	DEC 25 MSP PLAN CLOUD BACKUP & MS OFFICE 365	192.95
12/01/25	534124-57201-5000	18468	VENDOR	COMPLETE I.T.	DEC 25 GOOGLE EMAIL (10) WITH VAULT	165.00
12/01/25	534124-57201-5000	18485	VENDOR	COMPLETE I.T.	DEC 25 EAGLE EYE CAMERA 30 DAY CLOUD	342.00
12/01/25	534124-57201-5000	534124 TO 534142			R/C DEC 25 EAGLE EYE CAMERA 30 DAY CLOUD	(342.00)
01/01/26	534124-57201-5000	18773	VENDOR	COMPLETE I.T.	JAN 26 MSP PLAN CLOUD BACKUP & MS OFFICE 365	192.95
01/01/26	534124-57201-5000	18774	VENDOR	COMPLETE I.T.	JAN 26 GOOGLE EMAIL (10) WITH VAULT	165.00
02/01/26	534124-57201-5000	19035	VENDOR	COMPLETE I.T.	FEB 26 MSP PLAN CLOUD BACKUP & MS OFFICE 365	192.95
02/01/26	534124-57201-5000	19036	VENDOR	COMPLETE I.T.	JAN 26 GOOGLE EMAIL (10) WITH VAULT	165.00

YTD Total	1,769.75
Annual Budget	\$3,000.00
<i>Amount Remaining / (Budget overage)</i>	\$1,230.25
<i>% of Budget</i>	59.0%

Account Name: Contracts-Pest Control						
10/07/25	534125-57201-5000	79-549	VENDOR	PHOENIX SERVICE SYSTEMS, INC	10/07/25 Pest & Rodent Control	255.00
11/04/25	534125-57201-5000	79-550	VENDOR	PHOENIX SERVICE SYSTEMS, INC	11/04/25 Pest & Rodent Control	255.00
12/02/25	534125-57201-5000	21646	VENDOR	PHOENIX SERVICE SYSTEMS, INC	12/02/25 Pest & Rodent Control	255.00
01/22/26	534125-57201-5000	23835	VENDOR	PHOENIX SERVICE SYSTEMS, INC	01/01/2026 Pest & Rodent Control	255.00
02/28/26	534125-57201-5000	ACCRUAL			ACCRUE FEB 26 PEST & RODENT CONTROL	255.00

YTD Total	1,275.00
Annual Budget	\$3,060.00
<i>Amount Remaining / (Budget overage)</i>	\$1,785.00
<i>% of Budget</i>	41.7%

Account Name: Communication - Telephone						
10/01/25	541003-57201-5000	F98A9F41-0016	VENDOR	COMPLETE I.T.	OCT 25 VOIP SEATS, PHONE #, PHONE RENTALS	209.06
11/01/25	541003-57201-5000	F98A9F41-0017	VENDOR	COMPLETE I.T.	NOV 25 VOIP SEATS, PHONE #, PHONE RENTALS	209.06
12/01/25	541003-57201-5000	F98A9F41-0018	VENDOR	COMPLETE I.T.	DEC 25 VOIP SEATS, PHONE #, PHONE RENTALS	209.06
01/01/26	541003-57201-5000	F98A9F41-0019	VENDOR	COMPLETE I.T.	JAN 26 VOIP SEATS, PHONE #, PHONE RENTALS	208.71
01/19/26	541003-57201-5000	F98A9F1-0010	VENDOR	COMPLETE I.T.	APR 25 VOIP SEATS, PHONE #, PHONE RENTALS	175.90
02/01/26	541003-57201-5000	F98A9F41-0020	VENDOR	COMPLETE I.T.	FEB 26 VOIP SEATS, PHONE, PHONE RENTALS	208.71

YTD Total	1,220.50
Annual Budget	\$3,420.00
<i>Amount Remaining / (Budget overage)</i>	\$2,199.50
<i>% of Budget</i>	35.7%

Oakstead Community Development District
 Expenditure Report - General Fund
 For the Period(s) from Oct 01, 2025 to Feb 28, 2026
 (Sorted by Department)

Posting Date	Account #	Document #	Trans. Type	Vendor Name	Description	Amount
Account Name: Utility - Gas						
10/01/25	543019-57201-5000	100125-2101-ACH	VENDOR	TECO PEOPLES GAS - ACH	8/30-9/26/25 Gas Utility Services (accrued)	44.21
10/01/25	543019-57201-5000	STANDING ACCRUAL			S/U STANDING ACCRUAL FOR GAS UTILITY	46.00
10/01/25	543019-57201-5000	STANDING ACCRUAL			S/U STANDING ACCRUAL FOR GAS UTILITY	(46.00)
11/03/25	543019-57201-5000	110325-2101-ACH	VENDOR	TECO PEOPLES GAS - ACH	9/27-10/27/25 Gas Utility	46.08
12/03/25	543019-57201-5000	120325-2101-ACH	VENDOR	TECO PEOPLES GAS - ACH	BILL PRD 10/28-12/1/25	46.08
12/31/25	543019-57201-5000	ACCRUAL			TECO PEOPLE GAS DECEMBER 2025	46.00
01/01/26	543019-57201-5000	ACCRUAL			TECO PEOPLE GAS DECEMBER 2025	(46.00)
01/05/26	543019-57201-5000	010526-2101-ACH	VENDOR	TECO PEOPLES GAS - ACH	BILL PRD 12/2-12/31/26	65.91
01/31/26	543019-57201-5000	ACCRUAL			TECO PEOPLE GAS JANUARY 2026	65.00
02/01/26	543019-57201-5000	ACCRUAL			TECO PEOPLE GAS JANUARY 2026	(65.00)
02/03/26	543019-57201-5000	020326-2101-ACH	VENDOR	TECO PEOPLES GAS - ACH	TECO GAS 1/1-1/29/26	67.41
YTD Total						269.69
Annual Budget						\$528.00
<i>Amount Remaining / (Budget overage)</i>						\$258.31
<i>% of Budget</i>						51.1%
Account Name: Utility - Refuse Removal						
10/20/25	543020-57201-5000	8480513W425-ACH	VENDOR	WASTE CONNECTIONS OF FL - ACH	OCT 2025 -TRASH PICKUP	284.70
11/30/25	543020-57201-5000	ACCRUE NOV			Accrue Nov Garbage Pickup	283.51
12/01/25	543020-57201-5000	8539040W425-ACH	VENDOR	WASTE CONNECTIONS OF FL - ACH	TRASH PICKUP	283.51
12/01/25	543020-57201-5000	ACCRUE NOV			Accrue Nov Garbage Pickup	(283.51)
12/31/25	543020-57201-5000	ACCRUAL			WASTE CONNECTIONS OF FL DECEMBER 2025	280.00
01/01/26	543020-57201-5000	8598005W425	VENDOR	WASTE CONNECTIONS OF FL - ACH	TRASH PICKUP JAN 26	315.36
01/01/26	543020-57201-5000	ACCRUAL			WASTE CONNECTIONS OF FL DECEMBER 2025	(280.00)
01/01/26	543020-57201-5000	8653964W425-ACH	VENDOR	WASTE CONNECTIONS OF FL - ACH	TRASH PICKUP	312.97
01/01/26	543020-57201-5000	JE002271			WASTE CONNECTIONS FEB PYMT	(312.97)
01/01/26	543020-57201-5000	JE002271			WASTE CONNECTIONS FEB PYMT	312.97
01/31/26	543020-57201-5000	ACCRUAL			WASTE CONNECTIONS OF FL FEBRUARY 2026	(312.97)
01/31/26	543020-57201-5000	ACCRUAL			WASTE CONNECTIONS OF FL FEBRUARY 2026	312.97
02/20/26	543020-57201-5000	8711494W425	VENDOR	WASTE CONNECTIONS OF FL - ACH	TRASH PICKUP	307.94
YTD Total						1,504.48
Annual Budget						\$2,760.00
<i>Amount Remaining / (Budget overage)</i>						\$1,255.52
<i>% of Budget</i>						54.5%

Oakstead Community Development District
 Expenditure Report - General Fund
 For the Period(s) from Oct 01, 2025 to Feb 28, 2026
 (Sorted by Department)

Posting Date	Account #	Document #	Trans. Type	Vendor Name	Description	Amount
Account Name: Utility - Water & Sewer						
10/31/25	543021-57201-5000	110425-ACH	VENDOR	PASCO COUNTY UTILITIES SERVICE - ACH	09/15/25-10/15/25 WATER/RECLAIMED WATER	807.68
11/30/25	543021-57201-5000	FY26 STANDING			S/U FY26 STANDING Utility - Water & Sewer	800.00
12/01/25	543021-57201-5000	120225-ACH	VENDOR	PASCO COUNTY UTILITIES SERVICE - ACH	10/15-11/14/25 Water/Reclaimed Water	1,138.88
12/31/25	543021-57201-5000	ACCRUAL			PASCO CTY UTILITIES SVC RECLAIMED DEC 25	1,000.00
01/01/26	543021-57201-5000	ACCRUAL			PASCO CTY UTILITIES SVC RECLAIMED DEC 25	(1,000.00)
01/01/26	543021-57201-5000	JE002203			REVERSE S/U FY26 STANDING RECLAIMED WATER	(1,500.00)
01/01/26	543021-57201-5000	JE002204			REVERSE S/U FY26 STANDING WATER & SEWER	(800.00)
01/01/26	543021-57201-5000	JE002205			REVERSE S/U FY26 STANDING RECLAIMED WATER	1,500.00
01/01/26	543021-57201-5000	020326-ACH	VENDOR	PASCO COUNTY UTILITIES SERVICE - ACH	BILL PRD 12/16-1/14/26	642.08
01/06/26	543021-57201-5000	010626-ACH	VENDOR	PASCO COUNTY UTILITIES SERVICE - ACH	BILL PRD 11/14-12/16/25	708.32
01/31/26	543021-57201-5000	ACCRUAL			PASCO CTY UTILITIES SVC RECLAIMED JAN 26	800.00
02/01/26	543021-57201-5000	ACCRUAL			PASCO CTY UTILITIES SVC RECLAIMED JAN 26	(800.00)
02/28/26	543021-57201-5000	ACCRUAL			ACCRUE FEB 26 PASCO CTY UTILITIES	700.00

YTD Total	3,996.96
Annual Budget	\$7,000.00
<i>Amount Remaining / (Budget overage)</i>	\$3,003.04
<i>% of Budget</i>	57.1%

Account Name: R&M-Clubhouse						
10/03/25	546015-57201-5000	093025-8315-ACH	VENDOR	SPECTRUM - ACH	09/30/25-10/29/25 TV & Internet	38.77
10/21/25	546015-57201-5000	18036 DEPOSIT	VENDOR	COMPLETE I.T.	CLUBHOUSE CAMERAS - DEPOSIT	2,794.00
10/26/25	546015-57201-5000	102625-3771-ACH	VENDOR	TRUIST BANK-8900 ACH from #5221	TRUIST 9/27/25-10/26/25 CC Purchases	327.25
10/26/25	546015-57201-5000	102625-3771-ACH	VENDOR	TRUIST BANK-8900 ACH from #5221	TRUIST 9/27/25-10/26/25 CC Purchases	494.86
10/31/25	546015-57201-5000	110225-0316-ACH	VENDOR	LOWE'S COMPANIES	Lowe's: 10/13/25-10/31/25 CC Purchases	26.58
11/17/25	546015-57201-5000	103025-8315-ACH	VENDOR	SPECTRUM - ACH	10/30-11/29/25 TV & Internet	38.77
12/01/25	546015-57201-5000	113025-8315-ACH	VENDOR	SPECTRUM - ACH	BILL PRD 11/30-12/29/25	38.77
12/01/25	546015-57201-5000	112625-8900-ACH	VENDOR	TRUIST BANK-8900 ACH from #5221	NOV PURCHASES	10.57
12/01/25	546015-57201-5000	JE002261			Truist Bank CC Nov Purchases	29.94
12/22/25	546015-57201-5000	18037	VENDOR	COMPLETE I.T.	CLUBHOUSE CAMERAS - Final	2,794.00
12/22/25	546015-57201-5000	17010	VENDOR	COMPLETE I.T.	Clubhouse Entry System	2,032.50
12/22/25	546015-57201-5000	18618	VENDOR	COMPLETE I.T.	Brivo Access Standard Edition	53.00
12/26/25	546015-57201-5000	122625-8900-ACH	VENDOR	TRUIST BANK-8900 ACH from #5221	DEC PURCHASES	645.79
01/01/26	546015-57201-5000	18830	VENDOR	COMPLETE I.T.	Brivo Access Standard Edition	53.00
01/01/26	546015-57201-5000	JE002270			SAMS PYMT 12/29/25	126.02
01/05/26	546015-57201-5000	123025-8315-ACH	VENDOR	SPECTRUM - ACH	BILL PRD 12/30-1/29/26	38.77
01/12/26	546015-57201-5000	15945	VENDOR	FLORIDA FLAG AND PENNANT	8X12 FLAG	243.77
01/12/26	546015-57201-5000	O-911-25	VENDOR	ZACH HORN'S PAINTING SVC, LLC	KIDDIE PLAYGROUND	495.00
01/12/26	546015-57201-5000	O-910-25	VENDOR	ZACH HORN'S PAINTING SVC, LLC	PLAYGROUND MAINT	820.00
01/12/26	546015-57201-5000	O-909-25	VENDOR	ZACH HORN'S PAINTING SVC, LLC	CLUBHOUSE EXIT DOOR	570.00
01/13/26	546015-57201-5000	011326-	VENDOR	LYNN TEMPERA	Various office supplies and decorations	143.75
02/01/26	546015-57201-5000	19092	VENDOR	COMPLETE I.T.	Brivo Access Standard Edition	53.00
02/01/26	546015-57201-5000	013026-8315-ACH	VENDOR	SPECTRUM - ACH	BILL PRD 01/30 - 02/28/26	44.77
02/05/26	546015-57201-5000	JE002216			Complete I.T. Eagle Eye Camera	2,200.00

YTD Total	14,112.88
Annual Budget	\$30,000.00
<i>Amount Remaining / (Budget overage)</i>	\$15,887.12
<i>% of Budget</i>	47.0%

Oakstead Community Development District
 Expenditure Report - General Fund
 For the Period(s) from Oct 01, 2025 to Feb 28, 2026
 (Sorted by Department)

Posting Date	Account #	Document #	Trans. Type	Vendor Name	Description	Amount
Account Name: R&M-Pools						
10/26/25	546074-57201-5000	102625-3771-ACH	VENDOR	TRUIST BANK-8900 ACH from #5221	TRUIST 9/27/25-10/26/25 CC Purchases	85.49
11/18/25	546074-57201-5000	2025-1441	VENDOR	COOPER POOLS, INC.	ADA Housing Cover Assembly	527.68
01/25/26	546074-57201-5000	1131	VENDOR	COOPER POOLS, INC.	Black Rubber Top Insert for Elite Stainless Steel Ladder	102.80
02/04/26	546074-57201-1000	203376	VENDOR	HMJ SERVICES LLC DBA MAGIC BUBBLES	Pool Deck & 8 Canopies	1,650.00
02/20/26	546074-57201-5000	498 - DEPOSIT	VENDOR	COOPER POOLS, INC.	Feb power wash and repaint water features	1,440.00
YTD Total						3,805.97
Annual Budget						\$9,000.00
<i>Amount Remaining / (Budget overage)</i>						\$5,194.03
<i>% of Budget</i>						42.3%
Account Name: Miscellaneous Services						
10/26/25	549001-57201-5000	102625-3771-ACH	VENDOR	TRUIST BANK-8900 ACH from #5221	TRUIST 9/27/25-10/26/25 CC Purchases	34.36
10/27/25	549001-57201-5000	18054	VENDOR	COMPLETE I.T.	Laptop Charger & Labor for onsite restoration	403.99
10/31/25	549001-57201-5000	7006610584	VENDOR	THE CHAMBERLAIN GROUP	60 Remotes	521.97
12/02/25	549001-57201-5000	21646	VENDOR	PHOENIX SERVICE SYSTEMS, INC	12/02/25 Pest & Rodent Control	25.00
12/03/25	549001-57201-5000	120325	VENDOR	LYNN TEMPERA	CHRISTMAS BONUSES	400.00
01/13/26	549001-57201-5000	7006796130	VENDOR	THE CHAMBERLAIN GROUP	Chamberlain® Single-Button Remote Control	23.29
01/26/26	549001-57201-5000	JE002268	VENDOR		Reclass Truist Bank CC 12/27/25-01/26/26	260.81
YTD Total						1,669.42
Annual Budget						\$279.96
<i>Amount Remaining / (Budget overage)</i>						(\$1,389.46)
<i>% of Budget</i>						596.3%
Account Name: Misc-Public Relations						
10/01/25	549046-57201-5000	102525	VENDOR	BOUNCE A LOT INFLATABLES	Inflatable for 10/25/25 Fall Festival	392.40
10/01/25	549046-57201-5000	102525	VENDOR	dba PANCHO THE GREAT	Pancho The Great for 10/25/25 Fall Festival	175.00
10/01/25	549046-57201-5000	155000 TO 549046			Prepaid-Pancho the Great Inv 101 10/25/25 Magic show	50.00
10/24/25	549046-57201-5000	JM-102425	VENDOR	JOELL MILLER	FALL FESTIVAL	300.00
10/26/25	549046-57201-5000	102625-3771-ACH	VENDOR	TRUIST BANK-8900 ACH from #5221	TRUIST 9/27/25-10/26/25 CC Purchases	18.99
10/26/25	549046-57201-5000	102625-3771-ACH	VENDOR	TRUIST BANK-8900 ACH from #5221	TRUIST 9/27/25-10/26/25 CC Purchases	8.69
10/26/25	549046-57201-5000	102625-3771-ACH	VENDOR	TRUIST BANK-8900 ACH from #5221	TRUIST 9/27/25-10/26/25 CC Purchases	81.89
10/26/25	549046-57201-5000	102625-3771-ACH	VENDOR	TRUIST BANK-8900 ACH from #5221	TRUIST 9/27/25-10/26/25 CC Purchases	33.95
10/26/25	549046-57201-5000	102625-3771-ACH	VENDOR	TRUIST BANK-8900 ACH from #5221	TRUIST 9/27/25-10/26/25 CC Purchases	95.98
10/26/25	549046-57201-5000	102625-3771-ACH	VENDOR	TRUIST BANK-8900 ACH from #5221	TRUIST 9/27/25-10/26/25 CC Purchases	21.92
10/26/25	549046-57201-5000	102625-3771-ACH	VENDOR	TRUIST BANK-8900 ACH from #5221	TRUIST 9/27/25-10/26/25 CC Purchases	9.83
10/26/25	549046-57201-5000	102625-3771-ACH	VENDOR	TRUIST BANK-8900 ACH from #5221	TRUIST 9/27/25-10/26/25 CC Purchases	3.59
10/26/25	549046-57201-5000	102625-3771-ACH	VENDOR	TRUIST BANK-8900 ACH from #5221	TRUIST 9/27/25-10/26/25 CC Purchases	35.64
11/07/25	549046-57201-5000	110725	VENDOR	STACY CURRAN	Holiday Light Contest Gifts-Reimbursement	236.16
11/10/25	549046-57201-5000	25-1107	VENDOR	NOEL LeBLANC	DJ SRVCS FIRST FRIDAY NOV 2025	150.00
11/10/25	549046-57201-5000	25-1003	VENDOR	NOEL LeBLANC	DJ SRVCS FIRST FRIDAY OCT 2025	150.00
12/01/25	549046-57201-5000	112625-8900-ACH	VENDOR	TRUIST BANK-8900 ACH from #5221	NOV PURCHASES	81.94
12/01/25	549046-57201-5000	112625-8900-ACH	VENDOR	TRUIST BANK-8900 ACH from #5221	NOV PURCHASES	6.48
12/03/25	549046-57201-5000	120325-ACH	VENDOR	SAM'S CLUB - ACH	PUBLIC RELATIONS	126.02
12/15/25	549046-57201-5000	121625	VENDOR	IN MOTION BILLBOARDS INC	Exclusive Movie Night	350.00
12/26/25	549046-57201-5000	122625-8900-ACH	VENDOR	TRUIST BANK-8900 ACH from #5221	DEC PURCHASES	15.76
01/26/26	549046-57201-5000	012626-8900-ACH	VENDOR	TRUIST BANK-8900 ACH from #5221	Truist Bank CC 12/27/25 - 01/26/26	295.19

Oakstead Community Development District
 Expenditure Report - General Fund
 For the Period(s) from Oct 01, 2025 to Feb 28, 2026
 (Sorted by Department)

Posting Date	Account #	Document #	Trans. Type	Vendor Name	Description	Amount
02/03/26	549046-57201-5000	HT-041826	VENDOR	HUNT TALENT, LLC	SPECIAL EVENTS	40.00
02/09/26	549046-57201-5000	26-0109	VENDOR	NOEL LeBLANC	1/2/26 DJ service	150.00
02/09/26	549046-57201-5000	26-0123	VENDOR	NOEL LeBLANC	1/2/26 DJ service	150.00
02/09/26	549046-57201-5000	26-0206	VENDOR	NOEL LeBLANC	DJ SRVCS FOR FIRST FRIDAY	150.00
02/23/26	549046-57201-5000	26-0220	VENDOR	NOEL LeBLANC	DJ Service for Friday 2 of 2 February 2026	150.00
02/27/26	549046-57201-5000	120325-ACH	VENDOR	SAM'S CLUB - ACH	Credit Memo 000252	(126.02)

YTD Total	3,153.41
Annual Budget	\$10,000.00
<i>Amount Remaining / (Budget overage)</i>	\$6,846.59
<i>% of Budget</i>	31.5%

Account Name: Solid Waste Disposal Assessm.

Posting Date	Account #	Document #	Trans. Type	Vendor Name	Description	Amount
11/17/25	549094-57201-5000	110525-00100-0040	VENDOR	MIKE FASANO	2025 Solid Waste Assessment	2,143.26

YTD Total	2,143.26
Annual Budget	\$1,920.00
<i>Amount Remaining / (Budget overage)</i>	(\$223.26)
<i>% of Budget</i>	111.6%

Account Name: Newsletter Printing/Supplies

Posting Date	Account #	Document #	Trans. Type	Vendor Name	Description	Amount
10/26/25	549924-57201-5000	102625-3771-ACH	VENDOR	TRUIST BANK-8900 ACH from #5221	TRUIST 9/27/25-10/26/25 CC Purchases	1,485.48
11/30/25	549924-57201-5000	FY26 STANDING			S/U FY26 STANDING Newsletter Printing	1,485.48
12/01/25	549924-57201-5000	112625-8900-ACH	VENDOR	TRUIST BANK-8900 ACH from #5221	NOV PURCHASES	1,485.48
12/26/25	549924-57201-5000	122625-8900-ACH	VENDOR	TRUIST BANK-8900 ACH from #5221	DEC PURCHASES	1,485.48
01/01/26	549924-57201-5000	JE002203			REVERSE S/U FY26 STANDING NEWSLETTER PRINTING	(1,485.48)
01/26/26	549924-57201-5000	012626-8900-ACH	VENDOR	TRUIST BANK-8900 ACH from #5221	Truist Bank CC 12/27/25 - 01/26/26	1,485.48

YTD Total	5,941.92
Annual Budget	\$17,826.00
<i>Amount Remaining / (Budget overage)</i>	\$11,884.08
<i>% of Budget</i>	33.3%

Account Name: Office Supplies

Posting Date	Account #	Document #	Trans. Type	Vendor Name	Description	Amount
10/26/25	551002-57201-5000	102625-3771-ACH	VENDOR	TRUIST BANK-8900 ACH from #5221	TRUIST 9/27/25-10/26/25 CC Purchases	6.79
10/26/25	551002-57201-5000	102625-3771-ACH	VENDOR	TRUIST BANK-8900 ACH from #5221	TRUIST 9/27/25-10/26/25 CC Purchases	10.44
10/26/25	551002-57201-5000	102625-3771-ACH	VENDOR	TRUIST BANK-8900 ACH from #5221	TRUIST 9/27/25-10/26/25 CC Purchases	(6.98)
10/26/25	551002-57201-5000	102625-3771-ACH	VENDOR	TRUIST BANK-8900 ACH from #5221	TRUIST 9/27/25-10/26/25 CC Purchases	9.96
10/26/25	551002-57201-5000	102625-3771-ACH	VENDOR	TRUIST BANK-8900 ACH from #5221	TRUIST 9/27/25-10/26/25 CC Purchases	76.56
11/01/25	551002-57201-5000	102625-8900-ACH	VENDOR	TRUIST BANK-8900 ACH from #5221	TRUIST 10/6/25-10/24/25 CC Purchases (Luis)	32.09
12/01/25	551002-57201-5000	112625-8900-ACH	VENDOR	TRUIST BANK-8900 ACH from #5221	NOV PURCHASES	101.14
12/01/25	551002-57201-5000	112625-8900-ACH	VENDOR	TRUIST BANK-8900 ACH from #5221	NOV PURCHASES	49.98
12/26/25	551002-57201-5000	122625-8900-ACH	VENDOR	TRUIST BANK-8900 ACH from #5221	DEC PURCHASES	321.35
01/12/26	551002-57201-5000	010226-0316	VENDOR	LOWE'S COMPANIES	Lowe's 11/6-28/25 CC Purchases	111.65
01/26/26	551002-57201-5000	012626-8900-ACH	VENDOR	TRUIST BANK-8900 ACH from #5221	Truist Bank CC 12/27/25 - 01/26/26	816.27

YTD Total	1,529.25
Annual Budget	\$1,900.00
<i>Amount Remaining / (Budget overage)</i>	\$370.75
<i>% of Budget</i>	80.5%

Oakstead Community Development District
 Expenditure Report - General Fund
 For the Period(s) from Oct 01, 2025 to Feb 28, 2026
 (Sorted by Department)

Posting Date	Account #	Document #	Trans. Type	Vendor Name	Description	Amount
Account Name: Cleaning Supplies						
10/26/25	551003-57201-5000	102625-3771-ACH	VENDOR	TRUIST BANK-8900 ACH from #5221	TRUIST 9/27/25-10/26/25 CC Purchases	23.46
10/26/25	551003-57201-5000	102625-3771-ACH	VENDOR	TRUIST BANK-8900 ACH from #5221	TRUIST 9/27/25-10/26/25 CC Purchases	105.98
10/29/25	551003-57201-5000	14653	VENDOR	CLEAN SWEEP SUPPLY CO., INC.	Multifold Towels	31.25
12/01/25	551003-57201-5000	112625-8900-ACH	VENDOR	TRUIST BANK-8900 ACH from #5221	NOV PURCHASES	11.52
12/01/25	551003-57201-5000	112625-8900-ACH	VENDOR	TRUIST BANK-8900 ACH from #5221	NOV PURCHASES	52.45
01/26/26	551003-57201-5000	012626-8900-ACH	VENDOR	TRUIST BANK-8900 ACH from #5221	Truist Bank CC 12/27/25 - 01/26/26	113.53
02/04/26	551003-57201-5000	15473	VENDOR	CLEAN SWEEP SUPPLY CO., INC.	Cleaning supplies	67.85
YTD Total						406.04
Annual Budget						\$1,700.00
<i>Amount Remaining / (Budget overage)</i>						\$1,293.96
<i>% of Budget</i>						23.9%

Account Name: Op Supplies - Clubhouse						
10/31/25	552003-57201-5000	110225-0316-ACH	VENDOR	LOWE'S COMPANIES	Lowe's: 10/13/25-10/31/25 CC Purchases	31.24
10/31/25	552003-57201-5000	110225-0316-ACH	VENDOR	LOWE'S COMPANIES	Lowe's: 10/13/25-10/31/25 CC Purchases	(27.85)
10/31/25	552003-57201-5000	110225-0316-ACH	VENDOR	LOWE'S COMPANIES	Lowe's: 10/13/25-10/31/25 CC Purchases	27.85
10/31/25	552003-57201-5000	110225-0316-ACH	VENDOR	LOWE'S COMPANIES	Lowe's: 10/13/25-10/31/25 CC Purchases	26.03
10/31/25	552003-57201-5000	110225-0316-ACH	VENDOR	LOWE'S COMPANIES	Lowe's: 10/13/25-10/31/25 CC Purchases	76.72
10/31/25	552003-57201-5000	110225-0316-ACH	VENDOR	LOWE'S COMPANIES	Lowe's: 10/13/25-10/31/25 CC Purchases	21.13
10/31/25	552003-57201-5000	110225-0316-ACH	VENDOR	LOWE'S COMPANIES	Lowe's: 10/13/25-10/31/25 CC Purchases	36.84
10/31/25	552003-57201-5000	110225-0316-ACH	VENDOR	LOWE'S COMPANIES	Lowe's: 10/13/25-10/31/25 CC Purchases	21.51
11/10/25	552003-57201-5000	43425TO	VENDOR	CULLIGAN GULF COAST WATER CONDITIONING, INC	WATER BOTTLES & SLEEVES CUPS	90.60
11/10/25	552003-57201-5000	1004288	VENDOR	CULLIGAN GULF COAST WATER CONDITIONING, INC	Cooler Rental Fee	7.00
11/10/25	552003-57201-5000	40610TO	VENDOR	CULLIGAN GULF COAST WATER CONDITIONING, INC	Bottled Water	78.40
11/10/25	552003-57201-5000	1004156	VENDOR	CULLIGAN GULF COAST WATER CONDITIONING, INC	Cooler Rental Fee	7.00
11/10/25	552003-57201-5000	37950TO	VENDOR	CULLIGAN GULF COAST WATER CONDITIONING, INC	Bottled Water	54.00
11/10/25	552003-57201-5000	1004030	VENDOR	CULLIGAN GULF COAST WATER CONDITIONING, INC	Cooler Rental Fee	7.00
11/17/25	552003-57201-5000	LT-111725	VENDOR	LYNN TEMPERA	5/26/25-11/14/25 REPLENISH PETTY CASH	206.31
12/01/25	552003-57201-5000	112625-8900-ACH	VENDOR	TRUIST BANK-8900 ACH from #5221	NOV PURCHASES	17.99
12/01/25	552003-57201-5000	112625-8900-ACH	VENDOR	TRUIST BANK-8900 ACH from #5221	NOV PURCHASES	32.28
12/01/25	552003-57201-5000	112625-8900-ACH	VENDOR	TRUIST BANK-8900 ACH from #5221	NOV PURCHASES	32.28
12/01/25	552003-57201-5000	112625-8900-ACH	VENDOR	TRUIST BANK-8900 ACH from #5221	NOV PURCHASES	35.98
12/01/25	552003-57201-5000	112625-8900-ACH	VENDOR	TRUIST BANK-8900 ACH from #5221	NOV PURCHASES	55.76
12/01/25	552003-57201-5000	112625-8900-ACH	VENDOR	TRUIST BANK-8900 ACH from #5221	NOV PURCHASES	105.30
12/01/25	552003-57201-5000	112625-8900-ACH	VENDOR	TRUIST BANK-8900 ACH from #5221	NOV PURCHASES	39.99
12/01/25	552003-57201-5000	112625-8900-ACH	VENDOR	TRUIST BANK-8900 ACH from #5221	NOV PURCHASES	35.98
12/01/25	552003-57201-5000	112625-8900-ACH	VENDOR	TRUIST BANK-8900 ACH from #5221	NOV PURCHASES	71.96
12/01/25	552003-57201-5000	112625-8900-ACH	VENDOR	TRUIST BANK-8900 ACH from #5221	NOV PURCHASES	16.92
12/01/25	552003-57201-5000	112625-8900-ACH	VENDOR	TRUIST BANK-8900 ACH from #5221	NOV PURCHASES	325.35
12/01/25	552003-57201-5000	112625-8900-ACH	VENDOR	TRUIST BANK-8900 ACH from #5221	NOV PURCHASES	142.99
12/01/25	552003-57201-5000	112625-8900-ACH	VENDOR	TRUIST BANK-8900 ACH from #5221	NOV PURCHASES	44.98
12/01/25	552003-57201-5000	112625-8900-ACH	VENDOR	TRUIST BANK-8900 ACH from #5221	NOV PURCHASES	155.98
12/01/25	552003-57201-5000	112625-8900-ACH	VENDOR	TRUIST BANK-8900 ACH from #5221	NOV PURCHASES	99.26
12/01/25	552003-57201-5000	112625-8900-ACH	VENDOR	TRUIST BANK-8900 ACH from #5221	NOV PURCHASES	109.99
12/08/25	552003-57201-5000	120225-0316-ACH	VENDOR	LOWE'S COMPANIES	Lowe's 11/6-28/25 CC Purchases	57.67
12/13/25	552003-57201-5000	3976	VENDOR	NELSON'S CPR & FIRSTRIDE	Infant/Child SMART Pads Cartridge, HS1	212.00
01/01/26	552003-57201-5000	1004414	VENDOR	CULLIGAN GULF COAST WATER CONDITIONING, INC	COOLER RENTAL	7.00

Oakstead Community Development District

Expenditure Report - General Fund
 For the Period(s) from Oct 01, 2025 to Feb 28, 2026
 (Sorted by Department)

Posting Date	Account #	Document #	Trans. Type	Vendor Name	Description	Amount
01/01/26	552003-57201-5000	1004552	VENDOR	CULLIGAN GULF COAST WATER CONDITIONING, INC	COOLER RENTAL	7.00
01/03/26	552003-57201-5000	46289TO	VENDOR	CULLIGAN GULF COAST WATER CONDITIONING, INC	Bottled Water	36.00
01/06/26	552003-57201-5000	3982	VENDOR	NELSON'S CPR & FIRST AID	Philips OnSite & FRx AED Battery	312.60
YTD Total						2,619.04
Annual Budget						\$1,700.00
<i>Amount Remaining / (Budget overage)</i>						<i>(\$919.04)</i>
<i>% of Budget</i>						<i>154.1%</i>

Account Name: Reserve - Clubhouse

YTD Total	-
Annual Budget	\$6,525.00
<i>Amount Remaining / (Budget overage)</i>	<i>\$6,525.00</i>
<i>% of Budget</i>	<i>0.0%</i>

Parks And Recreation Department Total:	\$135,203.87
---	---------------------

TOTAL EXPENDITURES & OTHER FINANCING USES:	\$ 692,795.43
---	----------------------

SOR Balance as of 01/31/26	\$ 692,795.00
-----------------------------------	----------------------

0.43
 rounding